

## MULTICULTURALISM ADVISORY COMMITTEE

DATE: Wednesday, April 17, 2024

TIME: 7:00 p.m. to 9:00 p.m.

PLACE: Council Committee Room, Coquitlam City Hall

### CALL TO ORDER

### ADOPTION OF MINUTES

**1. Minutes of the Multiculturalism Advisory Committee Meeting held on Wednesday, February 21, 2024**

*Recommendation:*

That the Minutes of the Multiculturalism Advisory Committee Meeting held on Wednesday, February 21, 2024 be approved.

### NEW BUSINESS

**2. Metro Vancouver Social Equity Project (Presentation by Stefanie Ekeli, Regional Planner, and James Stiver, Division Manager – Regional Land Use Policy, Metro Vancouver)**

7:05 – 7:25 p.m. (20 minutes)

**3. Climate Action Plan (Presentation by the Manager Environment)**

7:25 – 7:45 p.m. (20 minutes)

**4. Fraser Mills Project Update (Presentation by the Park Planning and Design Manager and Senior Project Manager)**

7:45 – 8:00 p.m. (15 minutes)

**5. Canada Day 2024 Event Planning – MAC Booth (Presentation Planning Assistant 1)**

- Date: July 1, 2024
- Time: 12:00 p.m. – 10:30 p.m.
- Location: Town Centre Park (see attached Location Map)

8:00 – 8:15 p.m. (15 minutes)

**6. Cultural Understanding Project Sub-Committee Update (Introductory Comments by the Sub-Committee Lead)**

8:15 – 8:30 p.m. (15 minutes)



- 7. Committee Members’ Roundtable / Multicultural Communities and Emerging Issues (Standing Agenda Item)**  
8:30 – 8:50 p.m. (20 minutes)

**OTHER BUSINESS**

**NEXT MEETING DATE - Wednesday, June 19, 2024**

**ADJOURNMENT**

**MULTICULTURALISM ADVISORY COMMITTEE  
Wednesday, February 21, 2024**

A Regular Meeting of the Multiculturalism Advisory Committee convened on Wednesday, February 21, 2024 at 7:01 p.m. in the Council Committee Room, City Hall, 3000 Guildford Way, Coquitlam, BC, with the following persons present:

COMMITTEE MEMBERS: Councillor Robert Mazzarolo, Chair  
Simin Ahmadian, Citizen Representative  
Shannon Alves, Citizen Representative  
Silvia Luigia Camolese, Citizen Representative  
Honore Gbedze, Citizen Representative  
Arun Ghag, Citizen Representative  
Ann Johannes, Citizen Representative  
Nikki Kasravi, Citizen Representative (arrived at 7:06 p.m.)  
Bitra Rezaei, Citizen Representative (arrived at 7:06 p.m.)  
Lucie Wee, Citizen Representative (arrived at 7:02 p.m.)

REGRETS: Councillor Brent Asmundson, Vice Chair  
Carolina Echeverri, Citizen Representative

STAFF: Zeralynne Te, Community Social Development Manager  
Miryana Heath, Planning Data Analyst – Community Planning  
Caley Amundsen, Committee Clerk

**CALL TO ORDER**

**ADOPTION OF MINUTES**

**1. Minutes of the Multiculturalism Advisory Committee Meeting held on Wednesday, November 15, 2023**

The Minutes of the Multiculturalism Advisory Committee Meeting held on Wednesday, November 15, 2023 were approved.

Lucie Wee arrived to the meeting at this time (7:02 p.m.).

**NEW BUSINESS**

- The remainder of this page intentionally left blank -

## 2. Committee Welcome

The Committee Clerk provided introductory comments relative to the 2024 Multiculturalism Advisory Committee (MAC) Meeting Schedule, Committee member attendance expectations, conflict of interest and evacuation procedures.

Nikki Kasravi and Bita Rezaei arrived to the meeting at this time (7:06 p.m.).

The Chair advised Committee members of the rationale for the MAC meeting schedule returning to a bi-monthly frequency in 2024.

There were no comments from the Committee.

## 3. Review and Adoption of the 2024 Multiculturalism Advisory Committee Work Plan

The draft 2024 Work Plan was presented on-screen and the Community Social Development Manager provided an overview of proposed Work Plan items.

There were no comments from the Committee.

The Committee endorsed the 2024 Work Plan and a copy is attached hereto, and forms a part of, these minutes.

The Committee recommended:

### **COMMITTEE RECOMMENDATION**

That Council approve the 2024 Multiculturalism Advisory Committee Work Plan.

## 4. Metro Vancouver Housing Data Release

The Community Social Development Manager provided introductory comments relative to the Metro Vancouver Housing Data Release.

The Planning Data Analyst – Community Planning provided a presentation entitled “Coquitlam Housing Snapshot” that covered the following topics:

- Overview of 2021 housing data for Metro Vancouver and Coquitlam, including definition of key terms, current housing and population trends, Coquitlam owner and renter demographics by age and income, existing versus in-stream Coquitlam housing developments and immigration housing demographics by status and place of origin

Discussion ensued relative to the following:

- Development timeline for current in-stream Coquitlam housing developments

- Rationale for decreased Canadian home ownership since 1980
- Concern regarding current government policies and the impact on housing supply and affordability
- Whether the City offers programs to help low-income individuals find housing and the possibility of creating future rent-to-own, adaptable and accessible housing projects
- Concern regarding housing data lacking clarity on timelines for immigrants transitioning from renting to owning and overlooking where renters are employed within municipalities
- The importance of incentives and support from the City for immigrants desiring to purchase real estate
- Metro Vancouver housing market with a focus on Coquitlam's impact, including contributing factors to the ongoing housing affordability crisis, concern that renters are being priced out of home ownership and inquiry into whether Coquitlam has implemented an empty homes tax
- Difference between the Vancouver Charter and Provincial Community Charter in terms of legislative authority
- The importance of attracting business and economic growth to make Coquitlam a live-work municipality
- City initiatives to facilitate multicultural integration in terms of public infrastructure, community spaces and how the Committee can support these initiatives
- The importance of Density Bonus in relation to funding community amenities and services

Arun Ghag left the meeting at this time (7:59 p.m.).

## **5. Cultural Understanding Project Update**

The Sub-Committee Lead provided introductory comments that covered the following topics:

- Update regarding present status of the Cultural Understanding Project (hereon "the Project"), including survey question development timeline, concerns regarding continued delays, desire for City staff resources to be allocated for the Project and next steps for drafting a report

The Committee Clerk advised Committee members of the process for making recommendations and requesting a budget from Council.

The Chair advised the Sub-Committee Lead to hold a meeting with the Vice Chair regarding the Project's feasibility at this time and next steps for drafting a report.

Discussion ensued relative to the recent Provincial housing legislation, Bills 44, 46 and 47, regulatory timeline impact on City policies and staff resources and Committee support for the Project.

**6. Committee Members' Roundtable / Multicultural Communities and Emerging Issues**

The Chair invited Committee members to share details regarding upcoming events or emerging issues in their communities.

The following information was shared:

- Tri-Cities Local Immigration Partnership (TCLIP) Arts of Strength: Red Egg event on February 29, 2024 from 6:00 p.m. to 8:00 p.m. at Coquitlam Library City Centre Branch and Hearts Unbound: Unveiling Anti-Oppression Insights with the Warmth of Resilience event on March 8, 2024 from 9:30 a.m. to 2:00 p.m. at Evergreen Cultural Centre
- Coquitlam Public Library hosting an open house for newcomers on May 7, 2024 from 10:00 a.m. to 3:00 p.m. at Evergreen Cultural Centre

**OTHER BUSINESS**

**NEXT MEETING - Wednesday, April 17, 2024**

**ADJOURNMENT**

The meeting adjourned at 8:24 p.m.

**MINUTES CERTIFIED CORRECT:**

\_\_\_\_\_  
Robert Mazzarolo, Chair

\_\_\_\_\_  
Caley Amundsen, Committee Clerk

## Multiculturalism Advisory Committee

### Committee Mandate

The mandate of the Multiculturalism Advisory Committee is to provide a local perspective and advice to Council in support of achieving the City's strategic goals and accompanying strategic directions. The Committee's objectives are as follows:

- Foster awareness and understanding of the City's multicultural population and diversity
- Initiate and facilitate discussion around existing and emerging multiculturalism issues
- Identify barriers relative to citizen involvement in the community
- Review and provide input to Council regarding the City of Coquitlam's Multiculturalism policy
- Assist in the development of a multiculturalism policy implementation strategy for the City of Coquitlam
- Identify opportunities for public education and discussion regarding multiculturalism in the City
- Provide input into the development and implementation of programs and services that enhance the culture of the community and create educational opportunities; and
- Review and provide input on other items and matters as directed by Council.

WORK PLAN ITEMS	DEPARTMENT AND/OR PRESENTER	COMMENTS (i.e. Initiated by, Priority assignment A, B, C)
1) Committee Welcome	Chair/Staff	Chair/Staff
2) Review and approval of 2024 Work Plan	Chair / Committee / Staff Lead	Staff
3) Cultural Understanding Project Update - Opportunity to re-establish a Sub-Committee <b>(Standing Agenda Item)</b>	Committee	Chair/Committee
4) Multicultural Communities and Emerging Issues <b>(Standing Agenda Item)</b>	Committee	Chair/Committee
5) Metro Vancouver initiatives – Committee input, as needed, including: <ul style="list-style-type: none"> <li>• Housing Data Release</li> <li>• Social Equity Project</li> </ul>	P&D / Metro Vancouver Staff	Staff

## 2024 Work Plan Multiculturalism Advisory Committee

WORK PLAN ITEMS	DEPARTMENT AND/OR PRESENTER	COMMENTS (i.e. Initiated by, Priority assignment A, B, C)
6) Planning and Development Initiatives – Committee input, as needed	P&D	Staff
7) Parks, Recreation, Culture and Facilities initiatives – Committee input, as needed	PRCF	Staff
8) Finance and City Lands and Real Estate initiatives – Committee input, as needed	FCLRE	Staff
9) Corporate Services initiatives – Committee input, as needed, including: <ul style="list-style-type: none"> <li>• Equity, Diversity and Inclusion Update</li> </ul>	CS	Staff Priority A
10) City Manager / Deputy City Manager – Committee input, as needed, including: <ul style="list-style-type: none"> <li>• Economic Development Strategy</li> <li>• Festivals and Events Strategy</li> </ul>	CM / DCM	Staff Priority B Priority B
11) Canada Day 2024 event planning and review – ideas/involvement to tie-into PRCF event planning	Staff Lead / PRCF / Committee	Staff
12) Welcome to Coquitlam – 2024 discussion, event planning and review	P&D	Staff/Committee
13) Engineering & Public Works initiatives for Committee input, as needed, including: <ul style="list-style-type: none"> <li>• Strategic Transportation Plan Update</li> <li>• Climate Action Plan</li> </ul>	E&PW	Staff Priority A Priority A
14) HEROS Community Emergency Preparedness Volunteer Program	Community Safety	Priority B
15) Tri-Cities Local Immigration Partnership presentation	TCLIP Manager	Committee
16) Guest presentation on anti-racism	Committee	Committee



**2024 Work Plan  
Multiculturalism Advisory Committee**

<b>WORK PLAN ITEMS</b>	<b>DEPARTMENT AND/OR PRESENTER</b>	<b>COMMENTS (i.e. Initiated by, Priority assignment A, B, C)</b>
17) 2024 Year-end Review / Identify potential items for the draft 2025 Work Plan – Committee feedback/input	Chair / Staff Lead / Committee	Staff

5.4



temtemix\*tan/Belcarra Regional Park

# Social Equity in Regional Growth Management

James Stiver

Division Manager, Regional Planning and Housing Services

Stefanie Ekeli

Planner I, Regional Planning and Housing Services

City of Coquitlam Multiculturalism Committee | April 17, 2024  
67179158

**metro**vancouver

## PRESENTATION OUTLINE

- Introduction to
  - Metro Vancouver
  - Regional Planning
  - *Metro 2050*
- Metro Vancouver’s role in social equity



**metro**vancouver

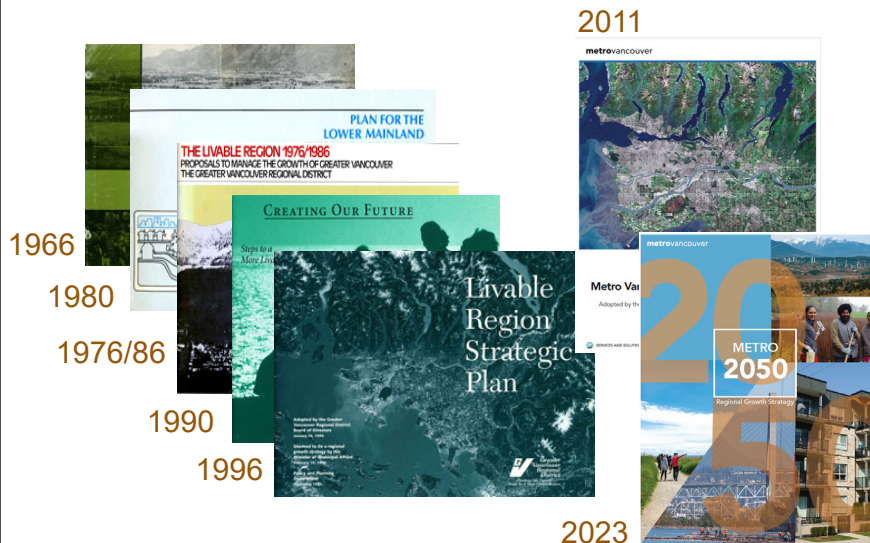


## WHY PLAN FOR THE LONG TERM, TOGETHER?



- Coordinate across municipal boundaries
- Protect what we value
- Support infrastructure planning
- Cost efficiencies


## HISTORY OF REGIONAL GROWTH PLANNING



- Long-range plan
- Enabled by *Local Government Act*
- Manage projected growth
- Accepted by all member jurisdictions

## REGIONAL PLANNING PRINCIPLES

- Put growth in the right places (Urban Centres and Transit Corridors)
- Protect important lands (agricultural, ecological, industrial)
- Support complete, healthy, resilient communities
- Diverse and affordable housing, better mobility, a prosperous economy
- Efficient urban infrastructure (utilities, transit)



## Social Equity Projects

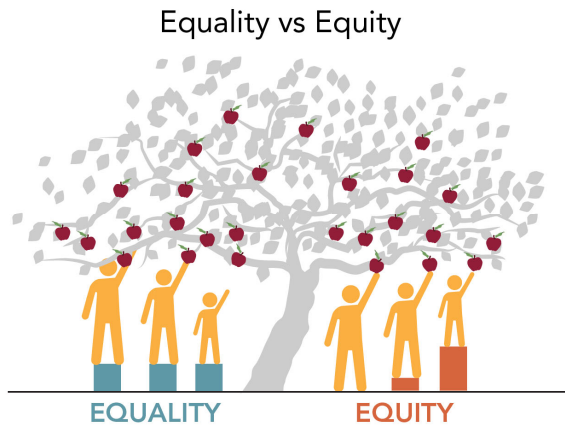


### HEY NEIGHBOUR DISCUSSION PAPER

- Informed 'Complete Communities' policies of *Metro 2050*
- Studied best practices to increase social connectedness in multi-unit housing
- Improved health outcomes, resilience, civic engagement

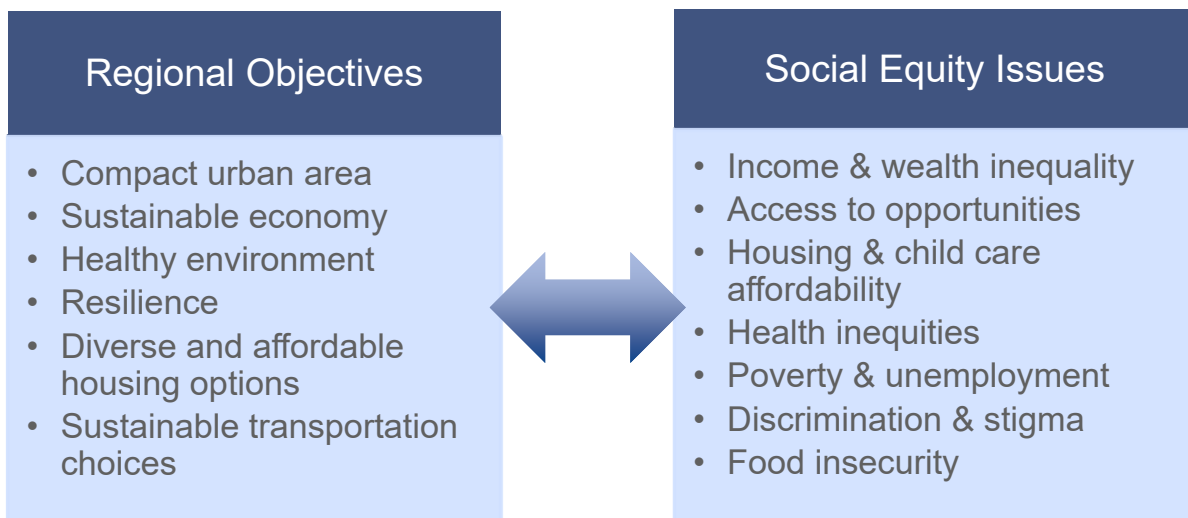


## SOCIAL EQUITY DEFINITION (METRO 2050)



The promotion of **fairness** and the **removal of systemic barriers** that may cause or aggravate disparities experienced by different groups of people. This can include the **many dimensions of identity**, such as socioeconomic status, ethnicity, race, sex, age, disability, gender, sexuality, religion, Indigeneity, class, and other equity related issues.

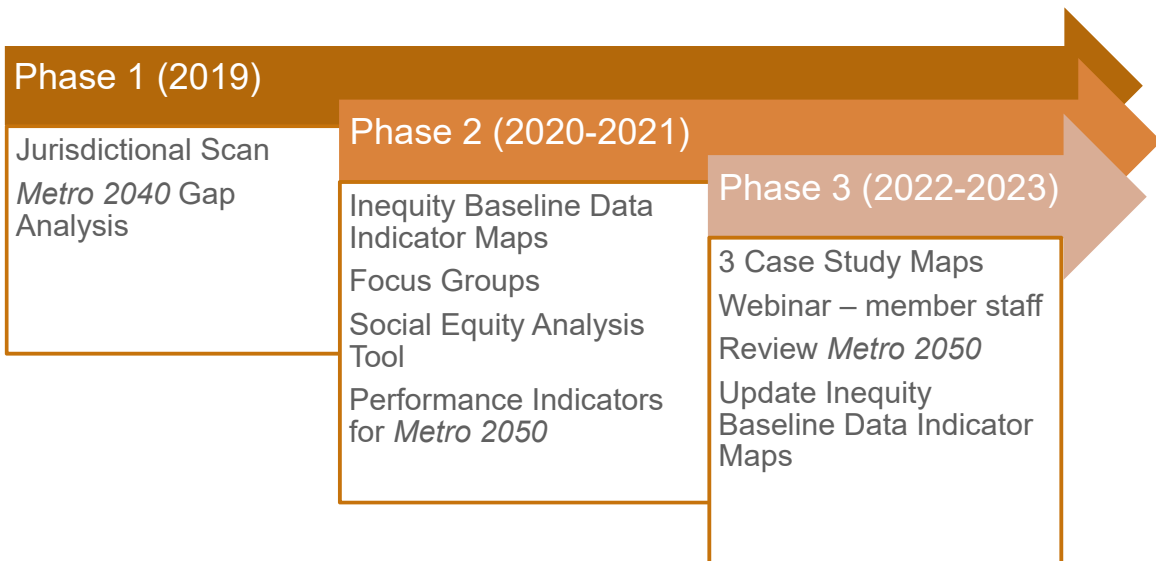
## WHY SOCIAL EQUITY AND REGIONAL PLANNING?



## METRO VANCOUVER ROLE IN SOCIAL EQUITY

- Regional Planning Advisory Committee – Social Issues Subcommittee
- *Metro 2050* implementation
- Working with other organizations / departments
- Research
- Metro Vancouver Working Group – Diversity, Equity and Inclusion Committee
- Reconciliation

## REGIONAL EQUITY STUDY - PROJECT HISTORY





# PHASE 2 INEQUITY BASELINE DATA INDICATOR MAPS

Mapped 49 social equity indicators in two categories:

## Demographics

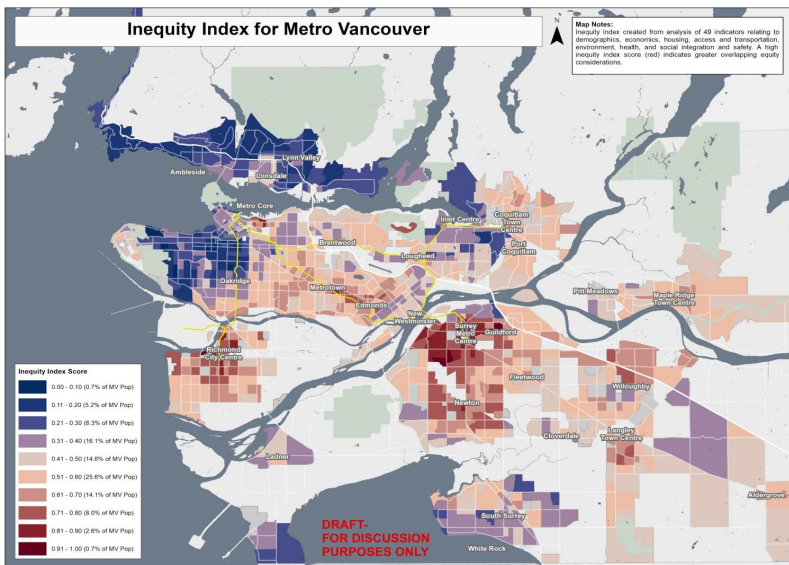
- Visible Minority
- Indigenous Identity
- Seniors
- Children
- Single-Parent Families
- Female-Headed Households
- Ethnic Diversity Index
- Median Age
- No Knowledge of Official Languages

## Conditions

- Economics
- Housing
- Education
- Environment
- Access and Transportation
- Social Integration
- Safety
- Health

# INEQUITY INDEX MAP

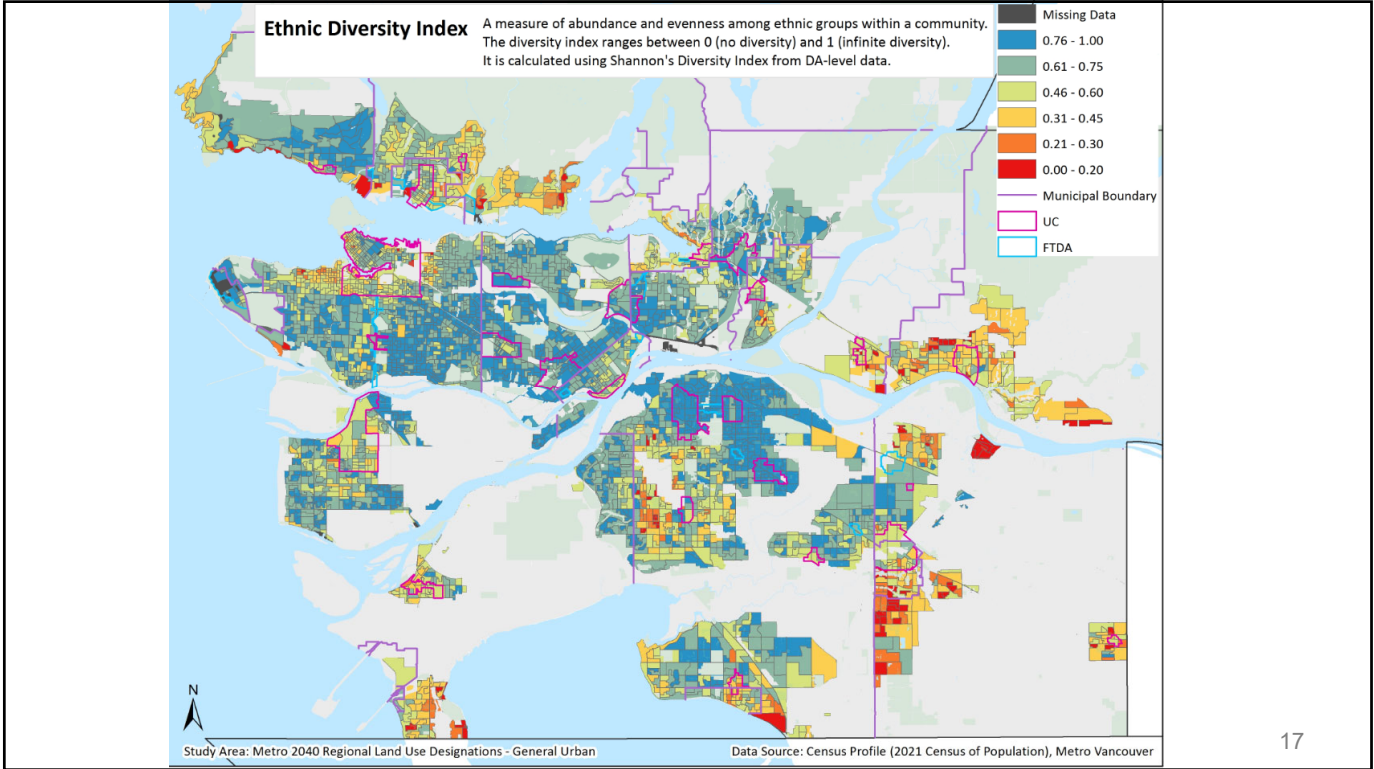
Phase 1



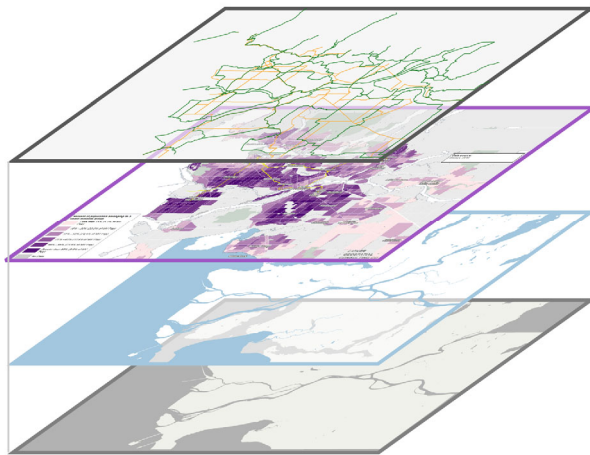
**Combines all 49 equity indicator maps into one index map.**

**Dark blue = lower overlapping equity considerations.**

**Dark red = greater overlapping equity considerations.**



## PHASE 3: CASE STUDY 1- TREE PLANTING PRIORITY

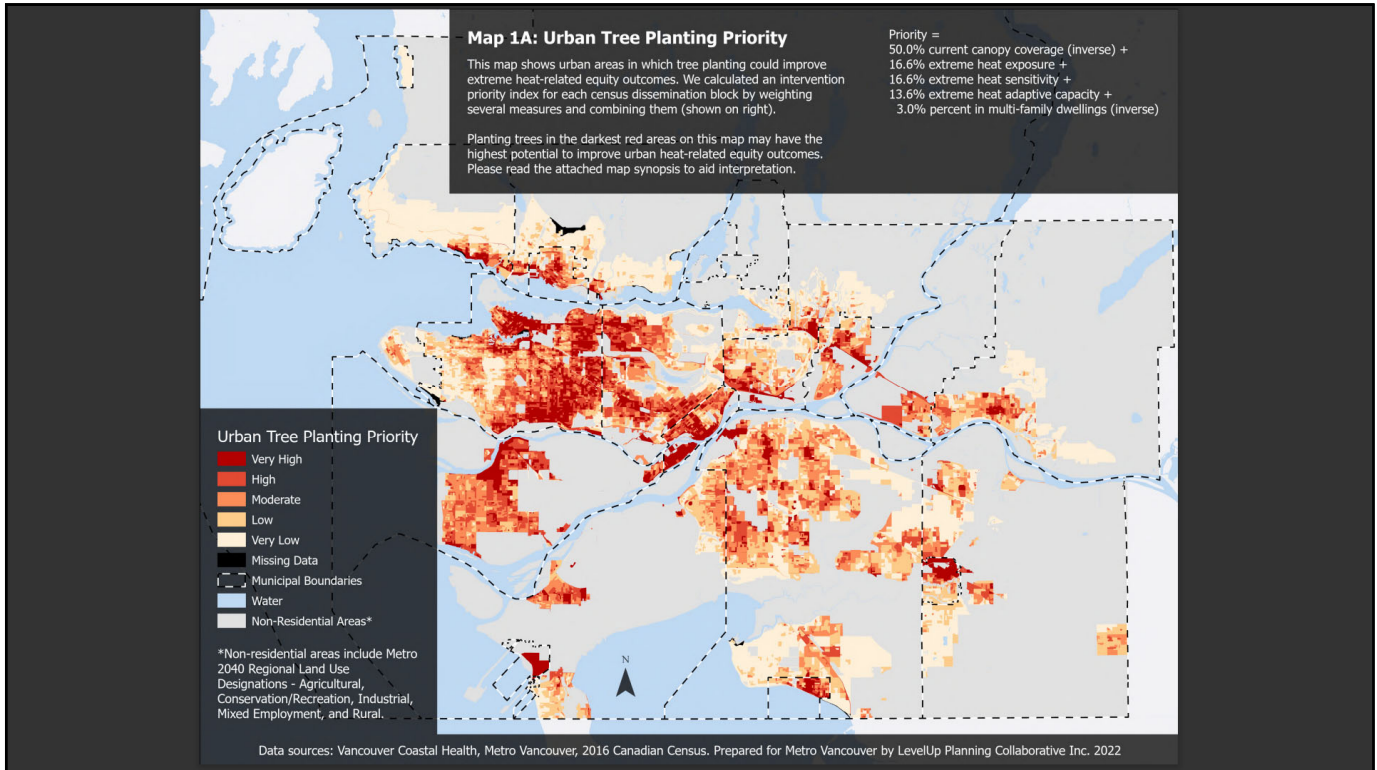


Tree Canopy Cover

Extreme Heat Sensitivity and Adaptive Capacity

Extreme Heat Exposure

% in Multifamily Dwellings



## SOCIAL EQUITY REPORT LINKS AND DATA

- [Phase 1 Report](#)
- [Phase 2 Report](#)
  - [2019 Inequity Baseline Maps](#)
  - [2021 Inequity Baseline Maps](#)
- [Phase 3 Report](#)

Social equity data and more information are also available upon request:

[RegionalPlanning@metrovancover.org](mailto:RegionalPlanning@metrovancover.org)





Iona Beach Regional Park

Thank you

**metro**vancouver



City of Coquitlam

# Climate Action Plan

## Phase 3 Project Update & Engagement Highlights



Coquitlam

# Environmental Sustainability Plan



2030 GHG Target

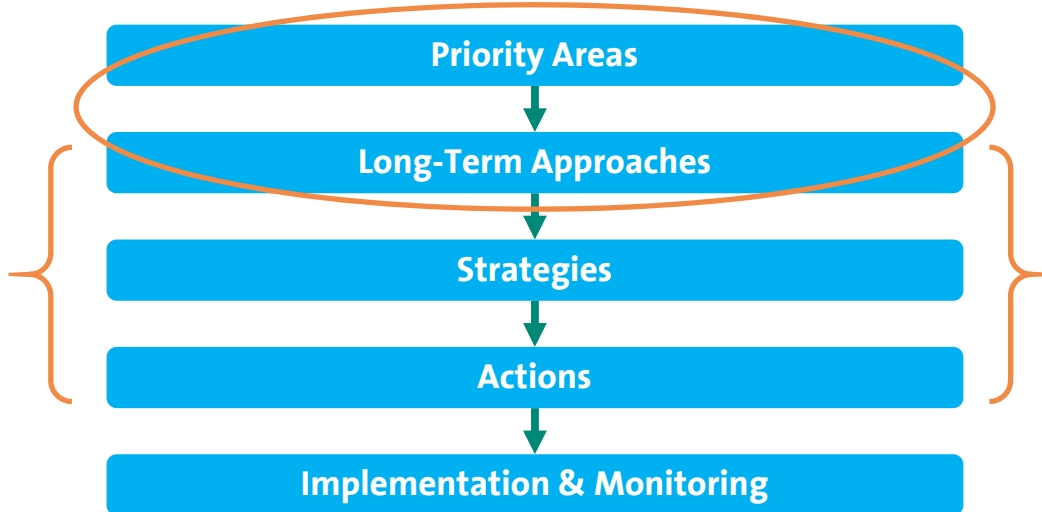
↓ 45%  
of 2007 levels

2050 GHG Target

CO<sub>2</sub> Carbon Neutral

Coquitlam

## Proposed Climate Action Plan Structure



## Proposed Priority Areas

The 'Proposed Priority Areas' section features five distinct icons, each paired with a text box describing a goal. The icons are: a person on a bicycle, a circular arrow symbol, a multi-story building, a sun, trees, and a person, and a group of three people walking up a set of stairs.

- Transit and Sidewalks:** Trips are increasingly taken by transit and along networks of safe and accessible sidewalks, micromobility paths and separated lanes.
- Circular Economy:** Goods and materials are produced and reused in a circular manner that reduces and avoids waste and diverts waste from landfills.
- Low-Carbon Buildings:** New buildings are built using low-carbon materials and processes.
- Natural Spaces:** Natural spaces are accessible for everyone to enjoy and also increase biodiversity, carbon storage, and contribute to healthy air and water.
- Community Engagement:** The community is engaged and participating in climate action alongside our ongoing commitment to reconciliation and collaboration with local First Nations.

# Engagement Highlights



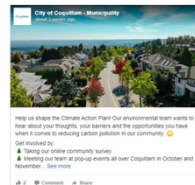
Coquitlam



## Engagement Highlights

- 435 survey responses
- 2 online information sessions
- 7 pop-up events
- 2 public event presentations
- Meetings with key groups
  - 5 Community Groups
  - 4 Council Advisory Committees
  - 3 Youth-focused events
  - 1 Urban Development Institute

**1,100+ people directly engaged in Fall 2023!**



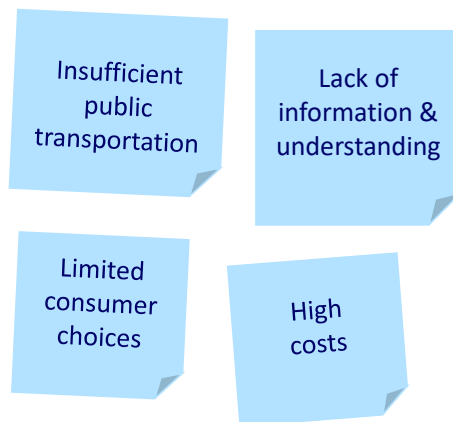
Coquitlam

## Key Takeaways

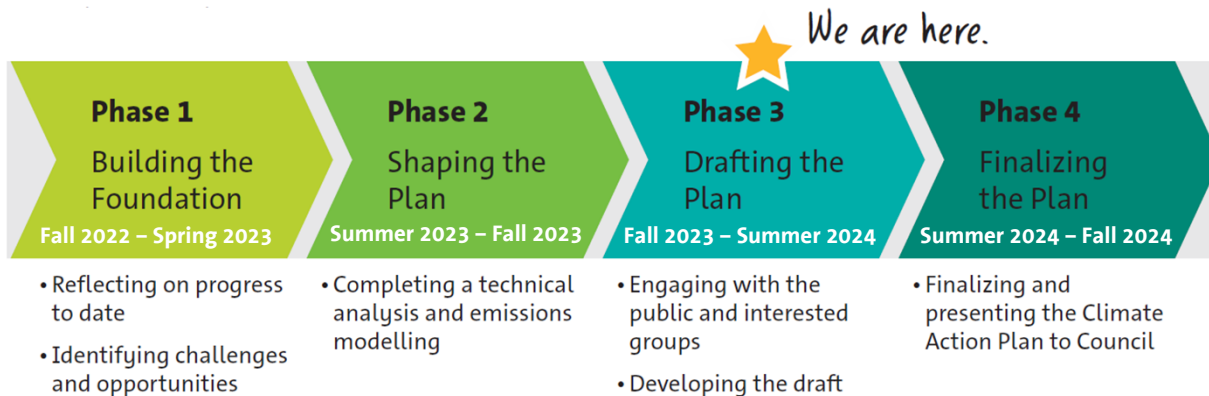
### Motivators for climate action



### Barriers for climate action



## Project Timeline





## Next Steps

- Refine long-term approaches and strategies
- Work with kwikwə́łəm First Nation;
- Draft actions informed by community engagement with input from;
- Develop action details with costing and funding options;
- Complete GHG pathway modelling; and
- Draft the Climate Action Plan.



## Discussion

What makes a good climate action plan?

How do we sustain momentum?



coquitlam.ca

Coquitlam



City of Coquitlam

# Fraser Mills Public Amenities Update

Multicultural Advisory Committee | April 17, 2024

[f](#) [t](#) [@](#) [v](#) [i](#) | [coquitlam.ca/FraserMills](https://coquitlam.ca/FraserMills)

Coquitlam

## Purpose of Presentation

1. Introduce the Fraser Mills development and public amenities;
2. Answer questions and receive comments;
3. Outline next steps.



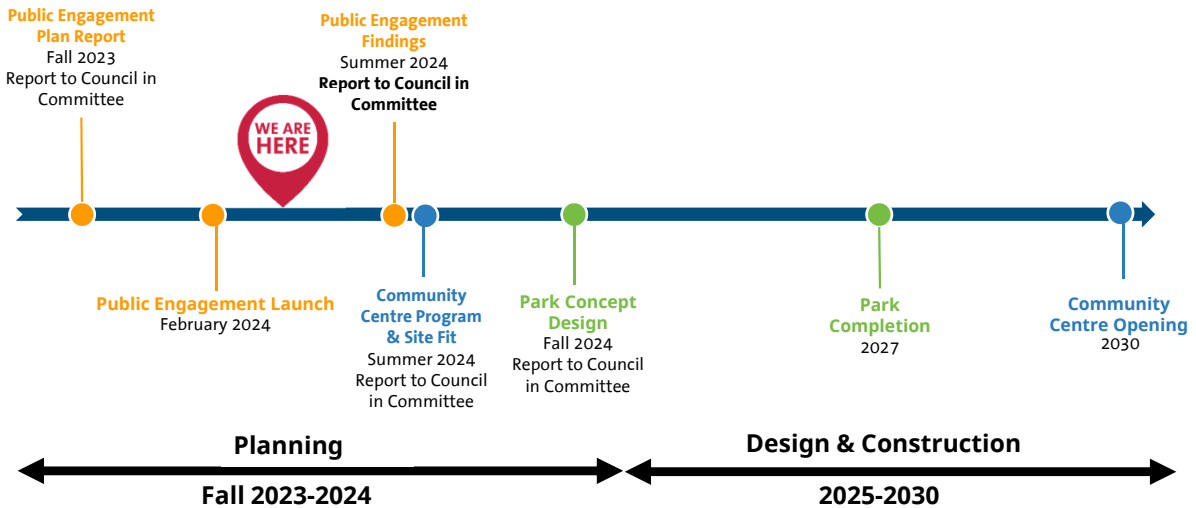
Coquitlam

1

I acknowledge and respect that the building, lands, and the river I will be speaking about are located on traditional and ancestral lands of kwikwəłəm and other Coast Salish Peoples.



## Timeline



# Context

- Per Approved Development Agreement:

4.7 hectares (11.5 acres) of park land

2.1 hectares (5.1 acres) of restored natural area

A 4,645 sq. m. (50,000 sq. ft.) community centre

- Serving all Coquitlam residents





# Fraser Mills Public Amenities Project Process

- 3 phases:
  - planning, design and construction
- Founded on policies and plans, development agreement, and project specific public engagement
- *Engagement is on-going*



# City Strategies & Policies



# Community Centre

- Fraser Mills context provides opportunity for recognizing multi-culturalism
- Project relied on engagement with existing residents to understand future need
- Recreation and cultural programming will align with City mandate of welcoming spaces for all



# Parks Network



# Public Art

Themes explored:

**Culture:** Multicultural Communities; Ties to Maillardville; Cultural elements of the area

**Industry:** The Largest Sawmill in the British Empire; Technology and Industry on the Fraser River; Life in Company Town

**Nature:** Connection to the Environment, Natural Heritage and Relationship with the Fraser River



## kʷikʷəłəm

Engagement and collaboration with kʷikʷəłəm First Nation will play a significant role in establishing the arts and cultural components of the Fraser Mills neighbourhood.


There is a separate but complimentary process taking place to help establish those.



## Next Steps

- Receive Advisory Committee input today
- Staff will report to Council with engagement outcome and information on programming & cost estimate





Fraser Mills Community Centre Update

**Thank you**

[f](#) [t](#) [@](#) [v](#) [i](#) | [coquitlam.ca/FraserMills](https://coquitlam.ca/FraserMills)

Coquitlam

City of Coquitlam  
Planning and  
Development

## Canada Day 2024:

P&D booth –  
hosted by the MAC  
committee



coquitlam.ca/

coquitlam.ca

Coquitlam



## Land Acknowledgement

*We acknowledge with gratitude and respect that the name Coquitlam was derived from the hən̓q̓əmin̓əm' word kʷikʷəłəm (kwee-kwuh-tlum) meaning "Red Fish Up the River". The City of Coquitlam is honoured to be located on the kʷikʷəłəm (Kwikwetlem) traditional and ancestral lands, including those parts that were historically shared with the sq̓əciyaʔ təməxʷ (Katzie), and other Coast Salish Peoples.*



Coquitlam

# Canada Day



- Event Overview
- P&D Booth hosted by MAC
- Previous activities / displays
- The survey and its results
- 2024 Activities

## Event Overview

Monday, July 1<sup>st</sup>, 2024

- Town Centre Park
- 2023: 80,000+ people
- 2022: ~85,000 people
- [coquitlam.ca/Canada-Day](http://coquitlam.ca/Canada-Day)



## The Booth: MAC Banner

- educate the public about the committee and its activities
- provides web address and answer public questions

### Mandate

The mandate of the Multiculturalism Advisory Committee is to provide a local perspective and advice to Council with respect to achieving the City's strategic goals and accompanying strategic directions. The Committee's objectives are as follows:

- Foster awareness and understanding of the City's multicultural population and diversity
- Initiate and facilitate discussion around existing and emerging multiculturalism issues
- Identify barriers relative to citizen involvement in the community
- Review and provide input to Council regarding the City of Coquitlam's Multiculturalism policy
- Assist in the development of a multiculturalism policy implementation strategy for the City of Coquitlam
- Identify opportunities for public education and discussion regarding multiculturalism in the City
- Provide input into the development and implementation of programs and services that enhance the culture of the community and create educational opportunities
- Review and provide input on other items matters as directed by Council



## Past engagement Activities:



## We heard you

- Thank you to the committee for sharing your thoughts



## Canada Day 2024 Survey

- Staff asked the committee to provide input to inform this year's booth preparations
- 4 questions were asked
- 5 responses were received
- Survey was distributed March 15, 2024
- Thank you for your input!

### Canada Day 2024 MAC survey

your name

This survey will help staff understand what the MAC committee membership would like to see for the 2024 Canada Day event booth.

Please complete the survey and return by using the Submit button at the bottom of the page or email to Coley at: [camunds@coquitlam.ca](mailto:camunds@coquitlam.ca) by 5pm Friday March 23, 2024

1. What do we want to communicate to the community about multiculturalism?

Check your top 3:

- Raise awareness on the work of the Multiculturalism Advisory Committee
- Celebrate a culturally diverse community
- Share settlement patterns in Coquitlam
- Inspire civic engagement amongst immigrants and newcomers
- Provide information on City Planning
- Other suggestions:

2. What types of engagement activities should we include in the booth?

Check your top 3:

- Interactive (i.e. "Where Were You Born?" map)
- Information boards
- Games
- Colouring station
- Leave a comment board
- Other suggestions:

3. Will you volunteer to be an ambassador for the event?

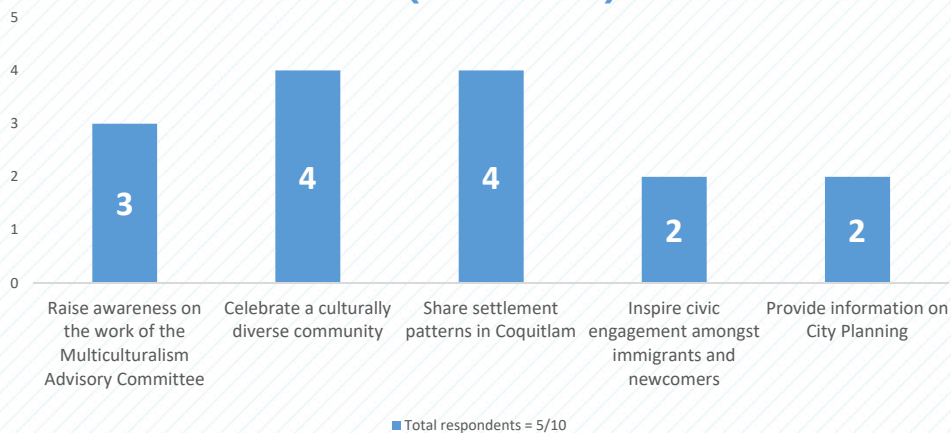
- Yes
- No
- Unsure

4. Do you have any other comments?

Submit

## Survey Q1.

What do we want to communicate to the community about multiculturalism? (choose 3)



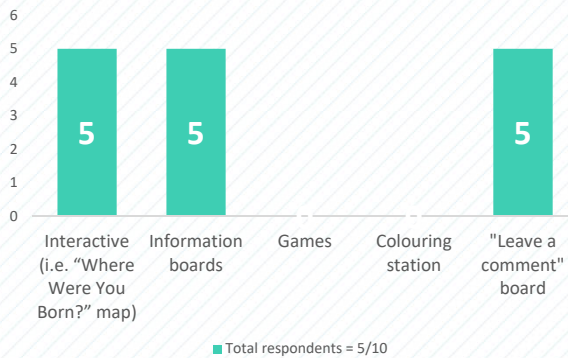
## Survey Q1.

Other suggestions?



## Survey Q2.

### What types of engagement activities should we include in the booth?



## Survey Q2.

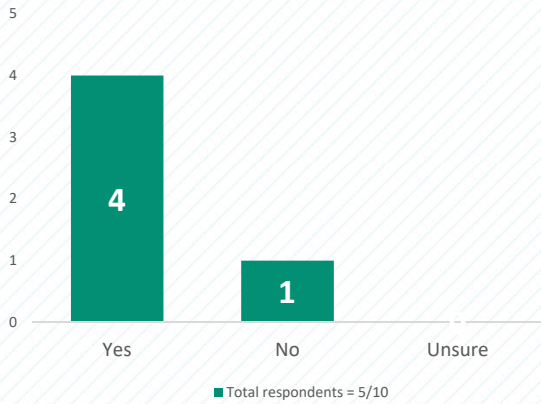
### Other suggestions?

.. "Food tasting / sampling of ethnic cuisine" ..

.. "videos playing on a screen to showcase different cultures" ..



### Survey Q3. Will you volunteer to be an ambassador for the event?



### Survey Q4. Do you have any other comments?

“Be pro-active in the community”

“consider having a donation box available for those interested in supporting the Multicultural Advisory Committee, if possible.”





## Proposed for 2024:

Based on what we heard, the proposed MAC booth will consist of:

1. Where were you born map?
2. Demographic and immigration statistics
3. "Leave a comment" activity



## Proposed for 2024:

1. Where were you born? map

- a fan favourite
- easy to participate – no language required
- all ages friendly



## Proposed for 2024: 2. Demographic and immigration statistics

The infographic displays several data points for Coquitlam:

- Immigrant Demographics:** Shows the immigrant population in Coquitlam, with a map of British Columbia highlighting the region.
- Immigration by Ethnic Group:** Lists various ethnic groups and their respective percentages of the immigrant population.
- Immigration by Age Group:** Breaks down the immigrant population by age ranges.
- Language Spoken at Home:** Shows the most common languages spoken at home by immigrants.
- Language Spoken at Work:** Shows the most common languages spoken at work.
- Education Levels:** Compares the education levels of immigrants to the general population.
- Labour Force Participation:** Shows the participation of immigrants in the labour force.

Source: [newtobc.ca/settlement-information-for-newcomers/immigrant-demographics-by-community/](http://newtobc.ca/settlement-information-for-newcomers/immigrant-demographics-by-community/)

## Proposed for 2024: 3. "Leave a comment" activity

The activity involves participants leaving comments on a wall. The following are examples of comments in various languages:

- I ♥ Canada because...
- J' ♥ le Canada parce que...
- من ♥ کاناڊا هستم به خاطر اینکه...
- Yo amo a Canadá porque...
- Я ♥ Канаду потому что...
- 我 ♥ 加拿大，因為...
- Io ♥ il Canada perché...
- من ♥ کاناڊا هستم به خاطر اینکه...
- Manai ko ang Canada aha!

I Love Canada Because . . . (with 2021 census' top 7 unofficial language translation)

# Thank you!

## Appendix

### Immigration to the City of Coquitlam

Recent censuses underline the role of immigration in the City's population growth.

Year	Coquitlam			Greater Vancouver		
	Total Pop	Immigrant Pop	%	Total Pop	Immigrant Pop	%
2021	147,068	67,545	45.9%	2,607,392	1,091,185	41.8%
2016	139,284	61,060	43.8%	2,463,431	989,540	40.2%
2011	126,420	55,980	44.3%	2,213,288	913,210	41.3%
2006	114,955	44,790	38.9%	2,116,981	811,265	38.4%
2001	112,892	43,295	38.4%	1,986,065	758,555	38.2%

Population and Immigration Trends (2001 - 2021)

Immigration has played a pivotal role in driving population growth in Coquitlam, accounting for 78% of net population growth over the past two decades. In comparison to Greater Vancouver the city has a slightly higher proportion of immigrants within its population.

The percentage of immigrants making up Coquitlam's total population has shown steady increases, rising from 36.6% in 2001 to 45.9% in 2021.

### Countries of Origin

China is a prominent source, followed by a diverse assortment of countries.

China, India, and South Korea are the top three countries of origin, accounting in 2021 for 48% of recent and 43% of immigrants living in Coquitlam.

Approximately 20% of recent Iranian and Korean immigrants in Greater Vancouver chose to settle in Coquitlam.

The Philippines and, especially, India are underrepresented compared to their domestic role in both Greater Vancouver and British Columbia overall.

Coquitlam is recognized as one of the primary destinations for refugees in British Columbia. It's worth noting that in 2021, more than 10% of Greater Vancouver's recent displaced Ukrainians settled here.

Country	Coquitlam			B.C.			Greater Vancouver		
	#	%	%	#	%	%	#	%	%
Total Immigrants	67,545	100%	100%	8,595	100%	100%	109,185	100%	100%
China	12,725	19%	19%	1,915	22%	22%	30,545	28%	28%
Korea, South	8,485	13%	13%	1,155	13%	13%	28,370	26%	26%
Iran	7,585	11%	11%	1,265	15%	15%	11,250	10%	10%
Hong Kong	4,980	7%	7%	715	8%	8%	6,720	6%	6%
Philippines	4,100	6%	6%	380	4%	4%	7,970	7%	7%
India	3,685	5%	5%	315	4%	4%	5,460	5%	5%
U.K.	2,905	4%	4%	245	3%	3%	5,850	5%	5%
Italy	2,030	3%	3%	210	2%	2%	4,610	4%	4%
U.S.	1,145	2%	2%	180	2%	2%	3,380	3%	3%
Burma	140	0.2%	0.2%	120	1.4%	1.4%	2,840	3%	3%
Other places	20,560	30%	30%	2,455	29%	29%	47,995	44%	44%

Top 16 Places of Birth, by Total and Recent Immigrant Populations (Census 2021)

### Immigrants by Age Group

Census data illustrates the emphasis placed on those of core working age within Canada's immigration system.

Immigration is a key economic solution to Canada's aging population. In 2021, the average age of recent immigrants in Coquitlam was 35.4, compared to 49.2 for total immigrants and 35.2 for the Canadian-born.

Only 7% of recent immigrants were aged 65 or over, versus 21% of emigrants and 12% of the Canadian-born.

The Canadian-born population contained a notably higher proportion (23%) of young people aged 0-14, compared to immigrants (6%) and recent immigrants (14%). To a significant extent, these were the children of immigrants.

Core working-age immigrants (25-64 years) accounted for 69% of recent and 49% of all immigrants in Coquitlam compared to 65% of the Canadian-born.

Immigration is playing a significant role in addressing Canada's low birth rate and its aging population.

Age	Coquitlam			Canadian-born			Greater Vancouver		
	#	%	%	#	%	%	#	%	%
Total	71,500	100%	100%	8,595	100%	100%	1,088,180	100%	100%
0 to 14 yrs	18,090	25%	25%	2,400	28%	28%	35,320	3%	3%
15 to 24 yrs	13,020	18%	18%	1,700	20%	20%	14,420	1%	1%
25 to 34 yrs	25,725	36%	36%	3,150	37%	37%	107,135	10%	10%
35 to 44 yrs	8,990	13%	13%	1,100	13%	13%	5,020	0%	0%
45 to 54 yrs	8,790	12%	12%	1,050	12%	12%	7,690	0%	0%

### Labour Force Participation

Immigrants account for half of Coquitlam's work force.

Census 2021 reported that immigrants and recent immigrants represented 56% and 6% of Coquitlam's labour force, respectively, a marginal increase from the corresponding rates of 48% and 6% in 2016.

14.4% of Coquitlam's recent immigrants were unemployed, compared to 9% of total immigrants and 7% of the Canadian-born. These figures were temporarily elevated due to the Covid-19 pandemic.

Recent immigrants show the highest participation rates, and total immigrants the lowest.

Employment/unemployment rates for population aged 15 years and over (Census 2021)

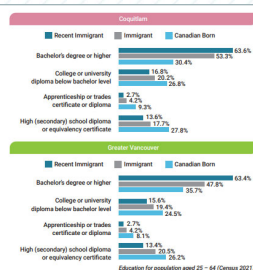
Population aged 15 years and over	Coquitlam		Canadian-born		Greater Vancouver	
	Total	Recent Immigrants	Total	Recent Immigrants	Total	Recent Immigrants
36,385	65,145	7,385	1,035,580	1,053,850	135,165	
Participation rate (%)	62.9%	56.8%	61.2%	62.8%	56.5%	68.1%
Employment rate (%)	68.1%	63%	68.3%	68.4%	62.2%	74.9%
Unemployment rate (%)	7.6%	9.9%	10.4%	8.2%	9.0%	9.1%

### Education Levels

Immigrants are highly educated, with recent immigrants the most educated of all.

Recent immigrants between the ages of 25 and 64 were highly educated, with 63.8% holding a bachelor's degree or higher. This is significantly higher than the proportion among Canadian-born residents (30.4%) and the total immigrant population (51.3%).

Compared to the previous census period, education levels rose significantly. In 2016, 54.8% of Coquitlam's recent immigrants and 46.5% of immigrants had a bachelor's degree or higher.



### Income

The income of immigrants has risen significantly, and now approaches that of the Canadian-born.

**Total Income**

- Census 2021 reported a notable increase in income across all groups.
- The median income of recent immigrants more than doubled from \$14,138 in 2016 to \$30,400 in 2020. Also rising significantly was the median income of immigrants and the Canadian-born, up more than 40% to \$38,000 and \$48,400 respectively.
- Coquitlam's immigrants earned slightly less than their counterparts in Greater Vancouver, while Canadian-born workers earned slightly more.

**Employment Income**

- Census 2021 reported better employment outcomes. About 28% of the recent immigrant labour force worked full-time for an entire year with employment income in 2020, up from 16% in 2015.
- Recent immigrants who worked full-time and for an entire year earned \$60,400, up 63% from \$37,060 in 2015.

**Low Income**

- Census 2021 shows that recent immigrants were still more likely to be on a low income. In 2020, 19% of recent immigrants aged 15 years and over were in the low income bracket, compared with 13% of immigrants and 6% of the Canadian-born.

# Appendix: Information board examples

## Heritage Management Strategy 2022

### What is Heritage?

Heritage is the legacy of past generations, including their actions, ideas, and ways of life. It is a source of pride and identity for a community.

### Heritage Shifts in a New Direction

Heritage is not just about the past, but also about the future. It is about how we use our heritage to build a better future for ourselves and for our children.

### Building Community Identity and Pride of Place: Heritage + Public Art

Public art is a powerful way to tell the story of a community and to build a sense of identity and pride of place. It can be a source of inspiration and a way to connect with our heritage.

### Making Space for a More Inclusive Story

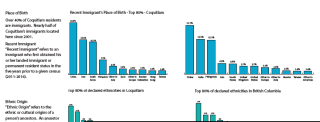
Heritage is not just for the majority, but for everyone. It is about recognizing the contributions of all people and making space for their stories.




### Coquitlam: Our City in Numbers



### Did You Know? 2018



### Coquitlam is a Growing and Diverse Community 2023



### Did You Know? 2018

