



# 2023 Annual Report

*For the year ended December 31, 2023*

Coquitlam

We acknowledge with gratitude and respect that the name Coquitlam was derived from the hə́qəmíhə́m (HUN-kuh-MEE-num) word kʷíkʷələm (kwee-KWET-lum) meaning “Red Fish Up the River”. The City is honoured to be located on the kʷíkʷələm traditional and ancestral lands, including those parts that were historically shared with the ʔíćə́y (kat-zee), and other Coast Salish Peoples.

# 2023 Annual Report

*For the year ended December 31, 2023*

---

**Auditors:**

KPMG LLP

**Bank:**

ScotiaBank

**Prepared by:**

Finance with support  
from the Corporate Service  
divisions, as well as  
management and staff of  
the City of Coquitlam

# Contents

## Introductory Section

Awards and Recognition .....	4
Coquitlam at a Glance .....	7
Coquitlam City Council .....	8
Message from the Mayor .....	9
Organizational Structure .....	10
City Departments and Divisions .....	11
Integrated Planning Framework .....	17
Strategic Planning .....	18

<b>Monitoring Success and Performance by Strategic Goal .....</b>	<b>19</b>
Strategic Goal 1: Safe and Complete Neighbourhoods .....	20
Strategic Goal 2: Local Economy and Local Jobs .....	22
Strategic Goal 3: Healthy Community and Active Citizens .....	24
Strategic Goal 4: Sustainable Services, Environment and Infrastructure .....	26
Strategic Goal 5: Excellence in City Governance .....	28
<b>2024 Business Plan .....</b>	<b>30</b>

## Financial Section

<b>Consolidated Financial Statements .....</b>	<b>33</b>
Letter of Transmittal .....	34
Independent Auditors' Report .....	38
Consolidated Statement of Financial Position .....	40
Consolidated Statement of Operations .....	41
Consolidated Statement of Changes in Net Financial Assets .....	42
Consolidated Statement of Cash Flows .....	43
Notes to Financial Statements .....	44
General Fund:	
Statement of Financial Position Schedule A .....	68
Statement of Operations Schedule B .....	69
Water Utility Fund:	
Statement of Financial Position Schedule C .....	70
Statement of Operations Schedule D .....	71

Sewer and Drainage Utility Fund:	
Statement of Financial Position Schedule E .....	72
Statement of Operations Schedule F .....	73
Reserve Fund Balances Schedule G .....	74
Growing Communities Fund Schedule H .....	76
<b>Financial Statements of Coquitlam Public Library .....</b>	<b>77</b>
Independent Auditors' Report .....	78
Statement of Financial Position .....	80
Statement of Operations .....	81
Statement of Changes in Net Financial Assets .....	82
Statement of Cash Flows .....	83
Notes to Financial Statements .....	84

# Contents

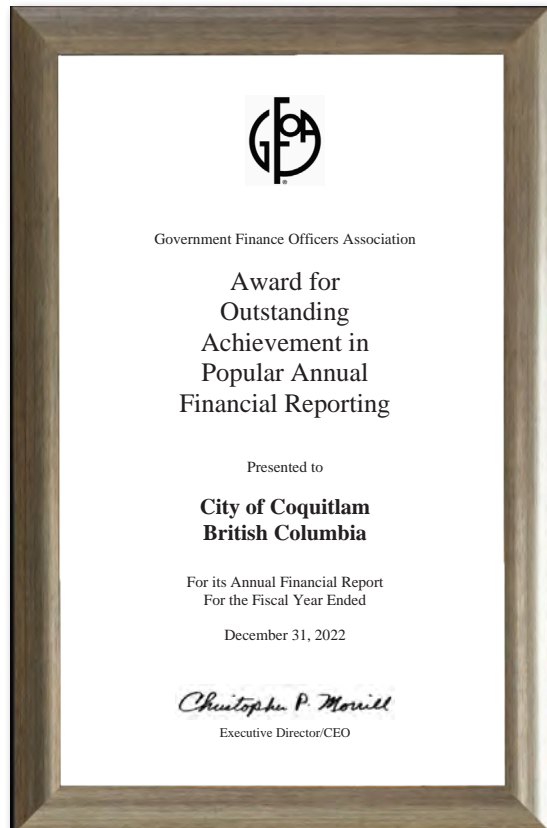
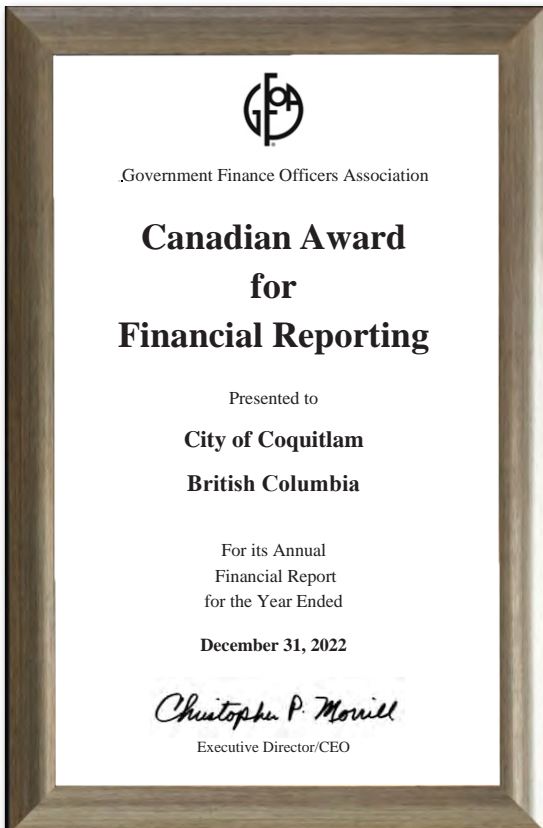
## Statistical Section

<b>Statistical Review</b> .....	<b>93</b>	Coquitlam Debt per Capita (\$ 2019–2023 .....	103
Revenue by Source (\$ 2019–2023 .....	94	Liability Servicing Limit and Actual Annual Liability Servicing (\$ 2019–2023 .....	103
Revenue by Source (%) 2023.....	94	Gross and Net Long Term Debt Supported by General DCC (\$ 2019–2023 .....	103
Total Value of Building Permits (\$ 2019–2023 .....	95	Gross and Net Long-Term Debt Supported by Utilities DCC (\$ 2019–2023 .....	103
Total Tax Collection (\$ 2019–2023 .....	95	Assessment and Taxation By Property Class (%) 2023.....	104
Expenses by Function (\$ 2019–2023 .....	96	Assessed Values for General Municipal Purposes (\$ 2019–2023 .....	104
Expenses by Function (%) 2023.....	96	Property Tax Collection and Other Major Levies and Collections (\$ 2019–2023 .....	104
Expenses by Account (\$ 2019–2023 .....	97	Comparison of the Average 2023 Annual Tax Bill for all City Services to Other Standard Household Costs .....	105
Expenses by Account (%) 2023.....	97	Top Twenty-Five Corporate Taxpayers .....	106
Total Number of City Employees 2019–2023 .....	98	Permissive Tax Exemptions Bylaw .....	107
Surplus for the Year (\$ 2019–2023 .....	99	Population Growth 2019–2023 .....	109
Annual Consolidated Surplus (\$ 2019–2023 .....	99	Household Income in Coquitlam 2005, 2010, 2015 and 2020.....	109
Accumulated Operating Surplus (General, Water and Sewer and Drainage) (\$ 2019–2023 .....	99	Coquitlam’s Population by Age as a Percentage of Population.....	109
Accumulated Consolidated Surplus (\$ 2019–2023 .....	99	Unemployment Rate for the City of Coquitlam 2001, 2006, 2011, 2015 and 2021.....	110
Summary of Key Statutory Reserves (\$ 2019–2023 .....	100	Top Ten Languages Spoken at Home in Coquitlam .....	110
Net Financial Assets (\$ 2019–2023 .....	100	Major Employers in Coquitlam with 150 or more Employees .....	111
Total Assets Acquisition (\$ 2019–2023 .....	100	Canada Community Building Fund: Community Works Reserve.....	112
Coquitlam Financial Assets per Capita (\$ 2019–2023 .....	101		
Net Book Value of Tangible Capital Assets (\$ 2019–2023 .....	101		
Assets Acquisition by Category (\$ 2019–2023 .....	102		

# Awards and Recognition

The City of Coquitlam received a Triple Crown recognition from the Government Finance Officers Association (GFOA) for: Canadian Award for Financial Reporting (2022), Outstanding Achievement in Popular Annual Financial Reporting Award (2022) and the Distinguished Budget Award for the Fiscal Year Beginning January 1, 2023.

We believe this current Annual Report continues to conform to the program requirements and we are submitting it to GFOA.



# Awards and Recognition



Coquitlam also received the following recognition in 2023:

- BC's Top Employers Award
- BC Municipal Safety Association (BCMSA) Organizational Safety Excellence Award
- Communities in Bloom Award:
  - The Environmental Action Award from the Canadian Nursery Landscape Association
  - The Tree Management Award, acknowledging the City's contributions to the overall well-being of the environment and residents
  - The Plants Love You Award, recognizing Coquitlam's Inspiration Garden and new Garden Walk at Town Centre Park
  - Community Excellence Award in Service Delivery for Wildlife Attractant Reduction Through Solid Waste Compliance
- Smart 21 Community by the Intelligent Community Forum



## Incorporating Equity, Diversity and Inclusion

At the City of Coquitlam, equity, diversity, and inclusion (EDI) are top priorities, including making our documents accessible and inclusive. To support our commitment to EDI, we've made this document accessible by using gender-neutral language, simple and easy-to-understand language, and inclusive photos. We've also considered font size, colour contrast, and assistive technology compatibility. As we move forward in our efforts to support universal accessibility, we will continue to refine how we present information both internally and to the community we serve.





# Coquitlam at a Glance

## A Vibrant Community

Coquitlam is a diverse and active community with a prosperous business sector. The sixth-most populated city in B.C., Coquitlam is home to more than 148,625 people based on the 2021 Census of Population data from Statistics Canada. In terms of overall health and education levels, Coquitlam residents continue to rank among the highest in the province.

**148,625** people call Coquitlam home\*

**7,428** licensed businesses operate in our community

**94%** of residents rate the quality of life as “good” or “very good”

**41** average age of Coquitlam residents\*

**46%** of Coquitlam residents were born outside of Canada (top three countries: China, South Korea, Iran)\*

**73%** of residents age 25–65 hold a post-secondary degree, diploma or certificate\*

**95%** percentage of Coquitlam School District students completed high school\*

**55,945** total number of dwelling units in Coquitlam

**69%** of residents own their home\*

**\$1,315,000** average assessed value of all residential property

**\$1,095,400** average MLS selling price for a Coquitlam home (including apartments) at Dec. 31, 2023

**\$113,800** average household income\*

\*Based on 2021 Census data

# Coquitlam City Council

---



*Mayor*  
Richard Stewart



*Councillor*  
Brent Asmundson



*Councillor*  
Trish Mandewo



*Councillor*  
Matt Djonlic



*Councillor*  
Dennis Marsden



*Councillor*  
Craig Hodge



*Councillor*  
Robert Mazzarolo



*Councillor*  
Steve Kim



*Councillor*  
Teri Towner

# Message From Mayor Richard Stewart



As we reflect on the accomplishments and challenges of the past year, I'm so proud of how much we were able to achieve. Much like the preceding year, 2023 was marked by significant progress for the City.

In 2023, we welcomed the positive results of our Community Satisfaction Survey, conducted by Ipsos, which show that 94 per cent of residents rate Coquitlam's quality of life as good or very good, and 93 per cent are satisfied with the services provided by the City. The detailed results of this survey help direct the City's work, allowing us to prioritize the issues that matter most to you.

Additionally, the City's four guiding themes of equity, diversity and inclusion; reconciliation; resiliency; and balanced growth and livability were important influences in the decisions made across all lines of business.

As our community has grown, so have its needs. In 2023, work began on several key projects and initiatives that will help us better serve our community, including the Town Centre Park Community Centre renovations that transformed the Innovation Centre into an additional community space. This will relieve pressure on nearby civic facilities in a much more cost-effective way than building a whole new community centre elsewhere in the City Centre neighbourhood.

Just a quick walk away, crews finished upgrades to Percy Perry Stadium, which included a full replacement of the rubber track and the artificial turf field. These improvements reflect the importance of parks, recreation and culture amenities in our City, and are in line with our commitment to maintaining public assets in our community.

Work also continued on the much-anticipated Northeast Community Centre and the Spani Pool Renewal and Expansion project.

In addition to these milestone projects, we continue to work on infrastructure upgrades and public works initiatives that keep our City running, including road improvements, new sidewalks and pathways, park upgrades and more.

As in previous years, housing remains a top priority, with the City making record-breaking progress on new rental units in 2023. Despite the strides made through the City's Housing Affordability Strategy, future housing gains could be impacted by provincial legislation introduced in late 2023.

Coquitlam remains a regional leader in housing, however these new provincial mandates will fundamentally change how we plan for, support, and finance growth and development in the community. The City's planning framework and development finance system, which has ensured growth is managed in a balanced, sustainable and fiscally responsible way, will now need to undergo a full overhaul; this extensive work will significantly impact staff resources and result in other priority projects being put on hold.

Despite these unprecedented provincial mandates, Coquitlam made significant progress in advancing key community issues, including initiatives that prioritize accessibility and remove barriers for equity-deserving groups, a made-in-Coquitlam Climate Action Plan, and beginning work on a new Strategic Transportation Plan.

I'm proud that we have continued our streak of being named a BC Top Employer – taking home the honour for the sixth year in a row. We also received financial reporting and budget awards from the Government Finance Officers' Association, a Community Excellence Award from the Union of British Columbia Municipalities for efforts to reduce wildlife attractants, an Organizational Safety Excellence Award from the BC Municipal Safety Association, and both provincial and national Communities-in-Bloom awards.

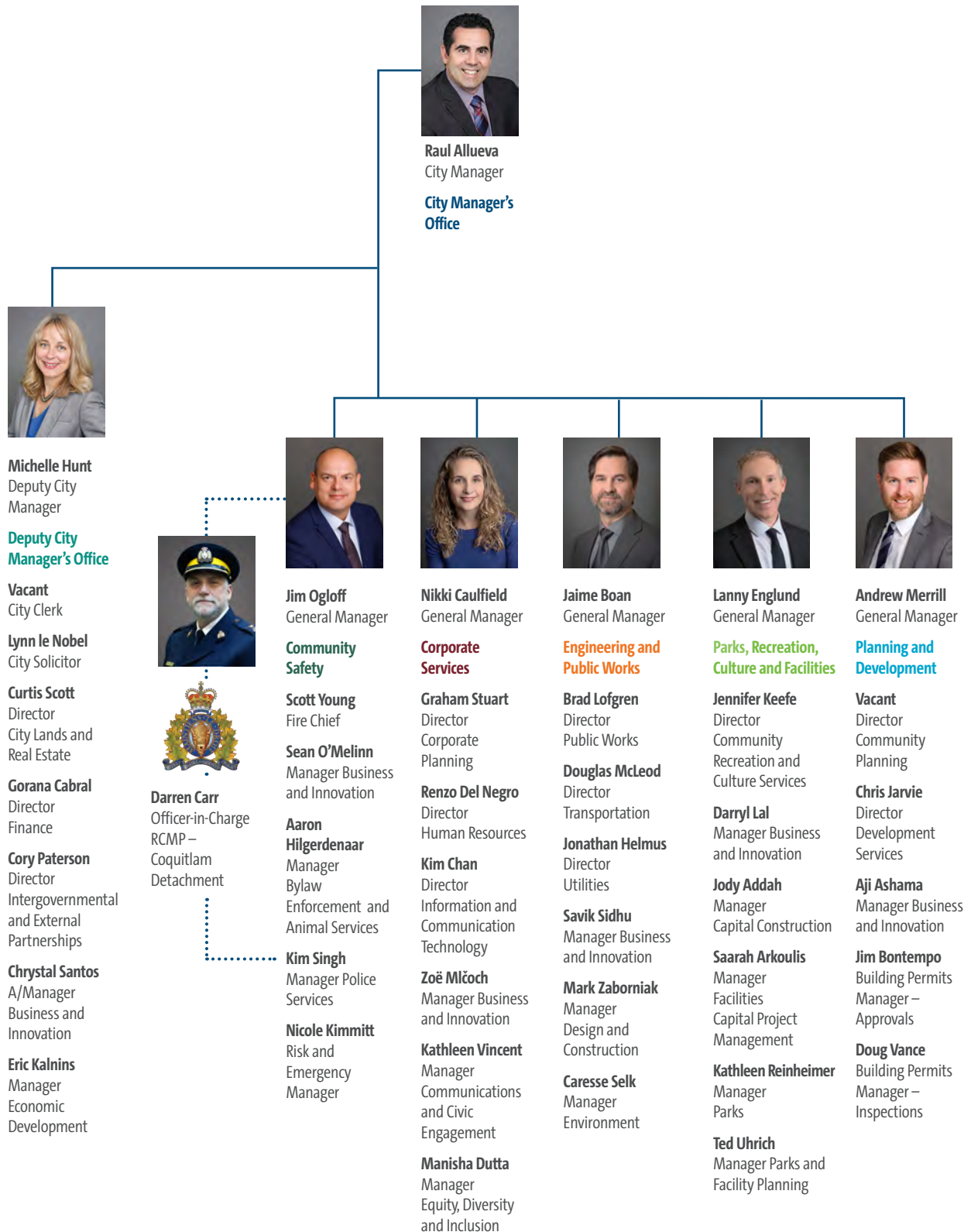
These awards are a testament to the hard work and dedication of staff and highlight our ongoing commitment to excellence, innovation, and our community's overall wellbeing. As we embrace the challenges and opportunities that lie ahead, we remain steadfast in our vision for a Coquitlam that is inclusive, sustainable, and prosperous for generations to come.

A handwritten signature in blue ink that reads "Richard Stewart".

Richard Stewart  
Mayor

# Organizational Structure

Effective May 9, 2024



Disclaimer: While the organization structure changed in early 2024, the contents of this document reflect the organizational structure during 2023.

# City Departments and Divisions

The department descriptions in the following section reflect the organizational structure during 2023.

## City Manager

### *Central Leadership for Community Progress*

The City Manager's Office oversees the broad spectrum of City operations, with the City Manager as Chief Administrative Officer. This team shapes Coquitlam's long-term vision, providing strategy and high-level oversight on organizational priorities.

Key responsibilities include:

- Overseeing the broad requirements of the organization
- Providing advice to Council and executing its decisions
- Overseeing Coquitlam Fire/Rescue Services

## Fire/Rescue Division

Key Responsibilities:

- Responding to fire emergencies and providing fire-suppression services
- Conducting fire prevention inspections to ensure compliance with fire safety codes and regulations
- Providing vital emergency medical response and support during accidents and natural disasters
- Engaging in community outreach and public education through fire-safety awareness programs
- Responding to hazardous materials incidents

## Corporate Services

### *Supporting City Operations*

Corporate Services works with each of the City's departments, partnering with them to deliver programs and services to residents. This includes leading the organization's business and strategic planning, managing the City's communications and civic engagement, providing information and technology support, leading equity, diversity and inclusion initiatives, and overseeing the programs that impact the City's human resources. Corporate Services provides strategic expertise and is an integral partner in the delivery of City operations.

## Communications and Civic Engagement

Key responsibilities include:

- Supporting effective internal and external communications, including advertising, marketing, media relations, community engagement and consultation, and strategic multi-media advice

- Managing the City website, social media channels and other digital communications tools, including content development and design
- Leading civic engagement opportunities and strategies across the organization

## Corporate Planning

Key responsibilities include:

- Working with Council, staff and residents to establish the vision, mission and values for the community and City
- Developing the *Strategic Plan*, which guides all other long-range planning for the City
- Leading the business planning process, which sets out the organization's annual goals, objectives and priorities
- Allocating facility space effectively, planning for current and future use

## Equity, Diversity and Inclusion

Key responsibilities include:

- Advancing a culture of inclusion and belonging
- Collaborating across the organization to ensure that equity, diversity and inclusion is considered in work across all City departments
- Creating the City's first-ever Accessibility Plan, which will continue to enhance accessibility in our organization and in the community

## Human Resources

Key responsibilities include:

- Employee recruitment, selection and onboarding
- Labour relations including collective bargaining, collective agreement administration and employment disputes
- Staff evaluation, engagement, training and development
- Occupational health, safety and wellness

## Information and Communications Technology

Key responsibilities include:

- Developing and executing the City's prioritized Technology Modernization Strategy
- Improving and supporting citizen access to City services through online services

## City Departments and Divisions *(continued)*

---

- Providing information and communications technology services across the organization
- Planning and support for QNet, the City's fibre optics network

### **Business and Innovation Services**

Key responsibilities include:

- Developing policies and conducting strategic and business planning
- Coordinating financial planning and reporting for Corporate Services
- Leading various internal reviews and innovation projects to streamline and enhance services

## **Council**

### ***Governance for the Public Good***

City Council is the local legislative body responsible for making decisions and enacting laws and policies at the municipal level in the City of Coquitlam. Council makes key decisions that guide City staff in serving the public's needs while prioritizing residents' well-being and sustainable community growth.

## **Deputy City Manager's Office**

### ***Strategic Support across Departments***

The Deputy City Manager leads corporate initiatives, supporting the City Manager's office and each City department in delivering key projects. The Deputy City Manager oversees the City's finances, assets, lands and real estate and economic development functions, and is the primary City contact for the RCMP.

### **Finance**

Key responsibilities include:

- Managing the operating, utility, and capital budgets
- Preparing the annual *Five-Year Financial Plan*
- Collecting and managing City revenues, including property taxes, utility charges, grants-in-lieu of taxes and local improvement charges
- Financial analysis and budgeting for business planning and corporate-wide initiatives
- Managing investments and cash flow
- Statutory reporting and accounting processes of the City
- Accounts management, payroll and deductions
- Purchasing goods and procurement services for the City

### **City Lands and Real Estate**

Key responsibilities include:

- Management of the City's real estate assets
- Optimizing City-owned land development activities to create value for the community through land sales revenue

### **Economic Development**

Key responsibilities include:

- Developing, managing and implementing a variety of strategic initiatives in an effort to promote, attract and grow the local business community
- Marketing the competitive advantage of the City and its businesses and attracting investors, tourists and film productions
- Supporting the City's Business LinQ program to support, expand and retain new and existing businesses
- Building relationships with key stakeholders such as provincial/federal government agencies, international trade offices, real estate firms, industry associations and others
- Hosting City-led events as well as supporting community festivals and events
- Securing strategic partnerships and corporate sponsorship

### **Business and Innovation Services**

Key responsibilities include:

- Developing policies and conducting strategic and business planning
- Coordinating financial planning and reporting
- Leading various internal reviews and innovation projects to streamline and enhance services

## City Departments and Divisions (*continued*)

---

### **RCMP (Royal Canadian Mounted Police) and Civilian Staff**

Key Responsibilities:

- Upholding public safety and law enforcement within Coquitlam along with Port Coquitlam, Anmore, Belcarra and kwikwə́łəm (Kwikwetlem) First Nation
- Investigating criminal activities and ensuring community policing
- Partnering with community groups for crime prevention and awareness
- Providing traffic control and road safety measures
- Providing administrative and operational municipal support for policing and community safety-related services

### **Engineering and Public Works**

#### *Infrastructure for a Sustainable Community*

The Engineering and Public Works (EPW) department plans, implements, operates and maintains the City's systems that enable and support the delivery of high-quality water for drinking and firefighting, sanitary waste disposal, solid waste collection, storm water management, environmental protection and transportation services, along with corporate fleet and GIS services.

#### **Design and Construction**

Key responsibilities include:

- Coordinating and implementing the City's road and utility capital projects
- Inspection services of City engineering infrastructure for City and land development projects
- Survey services including legal and topographic surveys, and construction layout for City capital projects

#### **Utilities**

Key responsibilities include:

- Policy and planning for construction and replacement of water and sewer and drainage infrastructure
- Asset management, monitoring and analytics
- Overseeing QtheMap, auto cad mapping and GIS tools for all City functions

### **Environment**

Key responsibilities include:

- Providing environmental policies and setting targets to conserve energy and water, reduce waste, protect the environment, and reduce greenhouse gas emissions
- Providing education and enforcement for environmental programs, including solid waste

### **Public Works**

Key responsibilities include:

- Operating and maintaining the City's roads, water and sewer and drainage systems
- Maintaining the corporate fleet of vehicles and equipment
- Managing solid waste services
- Emergency engineering services for water, sewer, drainage and roads (24/7)

### **Transportation**

Key responsibilities include:

- Policy and planning for the City's transportation needs to accommodate new growth and infrastructure replacement
- Managing the City's traffic signal network and CCTV intersection cameras
- Traffic operations, including streetlights, pavement markings, signage and road safety
- Managing street use, electric vehicle charging stations, on-street parking and City-owned parking lots

### **Business and Innovation Services**

Key responsibilities include:

- Developing policies and conducting strategic and business planning
- Coordinating financial planning and reporting
- Providing support through engineering customer service

### Legislative Services

#### *Managing relationships and facilitating engagement with Council*

Legislative Services is responsible for managing relationships with and between the public, other governments, and businesses to support the collective well-being of the community. The Department manages these relationships by supporting Council decision-making processes, facilitating access to City information, providing bylaw enforcement and licensing services, managing risk, liaising with other levels of government including first nations, caring for animals, preparing for emergencies and advising on City legal matters.

#### City Clerk's Office

Key responsibilities include:

- Preparing agendas and minutes for Council and Committee meetings
- Managing corporate records, including City bylaws and Freedom of Information requests
- Providing administrative support to Council and its Committees
- Providing operational support services (reception and mail services)

#### Legal Services

Key responsibilities include:

- Providing legal advice and support to the City and to Council
- Overseeing all legal matters
- Supports the business plan priorities of the City

#### Bylaw Enforcement, Animal Services and Business Licensing

Key responsibilities include:

- Managing bylaw education, compliance and enforcement actions
- Operating Coquitlam's animal shelter and animal-care services
- Issuing business licenses to businesses operating in Coquitlam
- Offering information services to current and prospective businesses through the Business LinQ

#### Intergovernmental Relations, Reconciliation, and Emergency Management

Key responsibilities include:

- Liaising with other levels of government on initiatives that impact Coquitlam
- Engaging in reconciliation initiatives with the *kʷikwə́λəm* First Nation and other Indigenous peoples including urban indigenous peoples that reside in the Coquitlam
- Strengthening risk governance
- Guiding emergency preparedness and planning within the City and delivering public education seminars to support a whole-of-community approach

#### Business and Innovation Services

Key responsibilities include:

- Developing policies and conducting strategic and business planning
- Coordinating financial planning and reporting
- Leading various internal reviews and innovation projects to streamline and enhance services



### **Parks, Recreation, Culture, and Facilities**

#### *Enhancing Quality of Life through Public Spaces*

The Parks, Recreation, Culture, and Facilities (PRCF) department is one of the most diverse areas within the City, dedicated to maintaining Coquitlam's parks, facilities, and public green spaces, while also delivering arts, culture, and recreation programs for all ages. Additionally, the PRCF team coordinates the planning and project delivery of future civic, recreation and culture facilities, develops policies, conducts strategic and business planning and guides projects through expertise in new park and facility design and construction.

#### **Community Recreation, Culture and Facilities**

Key responsibilities include:

- Providing a range of community recreation services across the City including aquatics, arenas, fitness and community centre programming targeting children, youth, adults and seniors as well as other specialized populations
- Leading a range of arts, culture and heritage initiatives
- Managing and maintaining the City's civic facility assets to provide long-term, sustained community value
- Ensuring adequate, safe, clean and functional civic facilities for the community

#### **Park Services**

Key responsibilities include:

- Managing the City's parks and public green spaces
- Promoting civic pride, community beautification initiatives and gardening, and nature appreciation through public education programming
- Fostering community engagement through the Park Spark and volunteer programs
- Maintaining, allocating and managing lifecycle replacement of the City's outdoor recreation amenities including fields, courts, and playgrounds
- Managing the City's cemetery, trails, forests and trees
- Administration of the private property Tree Management Bylaw

### **Parks and Facility Planning**

Key responsibilities include:

- Planning and designing future parks and park capital improvements
- Providing GIS mapping and analysis services to the entire PRCF Department
- Strategic and conceptual planning for new and upgraded recreation, culture and community facilities
- Community engagement for park and facility projects
- Reviewing and providing input for parks, recreation and cultural amenities for private land development processes

### **Business and Innovation Services**

Key responsibilities include:

- Developing policies and conducting strategic and business planning
- Research and data analysis
- Coordinating business and financial analysis
- Managing recreation management software and facility bookings

### **Capital Project Delivery**

Key responsibilities include:

- Developing strategic and capital plans for construction of City facilities
- Project management for the construction of City facilities and major parks projects

### Planning and Development

#### *Guiding the City's Future Development*

With a focus on sustainability, housing access and inclusivity, Planning and Development guides Coquitlam's growth. This department works with the public and other involved parties to ensure that as the City expands, it continues to reflect our community's priorities while meeting legislative and safety requirements.

#### **Building Permits**

Key responsibilities include:

- Providing plan and inspection review services to encourage compliance with codes, bylaws and standards
- Shaping the City's policies and procedures related to buildings and the built environment to encourage compliance with codes, bylaws and best practices standards

#### **Business and Innovation Services**

Key responsibilities include:

- Coordinating departmental strategic, financial and business planning processes
- Leading business improvement initiatives to streamline and improve the efficiency of departmental application processes
- Acting as a liaison between all departments to support service enhancements

#### **Community Planning**

Key responsibilities include:

- Developing plans (such as the Official Community Plan) and strategies for shaping growth to meet land use, transportation, environmental, social, cultural, infrastructure, business, neighbourhood and other needs
- Conducting public consultation, stakeholder engagement and research to support planning functions

#### **Development Services**

Key responsibilities include:

- Processing development applications in compliance with City plans and bylaws to encourage high-quality urban design, promote housing affordability and ensure new development contributes to Coquitlam's high quality of life
- Guiding and providing advice on development matters to the City and Council from a policy perspective
- Managing servicing and infrastructure upgrades associated with new development

# Integrated Planning Framework

Integrated planning is the foundation of everything we do. It is a way of ensuring that our actions and initiatives are contributing to our big-picture vision of Coquitlam as a vibrant urban city where people choose to live, learn, work and play.

Coquitlam’s integrated planning framework comprises separate but complementary planning processes. These processes result in a set of integrated plans that support the overall vision and mission of the City, and they enable us to align activities and resources to achieve the strategic goals and annual business plan priorities set by Council.

The *Strategic Plan* is the highest-level statement of the City’s aspirations for the future. It is developed with a long timeframe in mind and is updated every four years following the municipal election. The *Strategic Plan* articulates Coquitlam’s vision, mission, values and broad strategic goals. We monitor our progress on the plan through an annual review of key performance measures.

The *Business Plan* translates high-level strategic goals into priorities for action. These priorities—and their associated work items—are established annually by Council. We monitor our progress on the business plan through reports to Council every four months and through annual reviews of operational performance measures.

The *Financial Plan* outlines the financial resources needed to support the *Strategic Plan*, *Business Plan* and the City’s operational business. Updated annually, the *Financial Plan* is a five-year plan that includes a budget for revenues, expenditures and capital projects.



# Strategic Planning

Coquitlam's 2020 – 2023 *Strategic Plan* is goal-oriented and includes the City's vision, mission, values, strategic goals and directions, and anticipated outcomes and results. This plan forms the foundation for all other long-range planning for the City, including the *Official Community Plan*, *Business Plan*, *Financial Plan*, and other long-range plans related to transportation, environmental sustainability, land use and parks and recreation planning. The *Strategic Plan* includes the following components:

## Vision

Sustaining a high quality of life for current and future generations, where people choose to live, learn, work and play.

## Mission

To serve the public interest through open, fair and accountable local government with a focus on leadership, innovation and community priorities and strengths.

## Values

Organizational values form the foundation for the City's decision-making framework and relationships with our stakeholders—employees, citizens and clients.

The City of Coquitlam strives to be an organization recognized for its excellence in City governance and employee, resident and client relations.

As an organization we will:

- Be accountable for our actions and decisions
- Treat people fairly
- Innovate to sustain community quality of life
- Be leaders in municipal governance

## Strategic Goals

Coquitlam has identified **five strategic goals** to support its vision:

1. Safe and Complete Neighbourhoods
2. Local Economy and Local Jobs
3. Healthy Community and Active Citizens
4. Sustainable Services, Environment and Infrastructure
5. Excellence in City Governance

## Strategic Planning Review Process

In 2022, the City operated under the 2020–2023 *Strategic Plan*, adopted in December 2019. This plan looks forward to 2032 and includes an updated vision, strategic goals and organizational values, and sets out key performance indicators and organizational deliverables. The renewal process included extensive public input, a review of regional best practices, and other research and long-term planning.

For more information about the 2020–2023 *Strategic Plan*, visit [coquitlam.ca/StrategicPlan](https://coquitlam.ca/StrategicPlan).



# Monitoring Success and Performance by Strategic Goal

Annually, the City measures how we are doing in terms of meeting our five strategic goals. On the following pages, we highlight what we set out to accomplish and what we actually achieved in each area. Key performance indicators also provide data to help identify where we are on track and where we need to focus our efforts.





# Safe and Complete Neighbourhoods



Citizen perception of quality of life  
(good/very good): **94%**

Citizen satisfaction, police: **86%**

Citizen satisfaction, fire: **90%**



**7 km** of new multi-modal pathways for a total of **672 km** across the City of Coquitlam



Police calls for service

2022: **23,009** 2023: **23,777**

Fire inspections

2022: **5,149** 2023: **4,951**



Bylaw enforcement notices

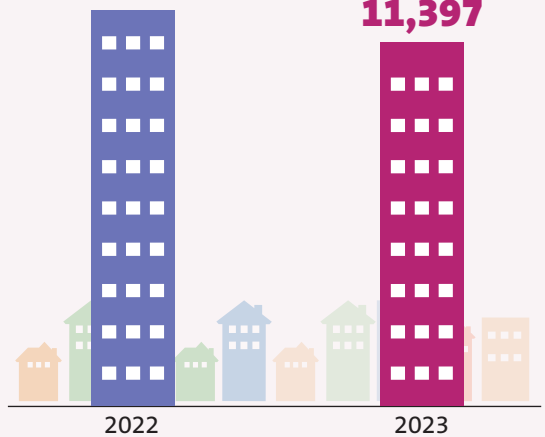
2022: **16,143** 2023: **17,534**

Rental units in development or under construction

Market Built

**12,404**

**11,397**



Non-Market

**2,717**

**2,360**





## What we hope to achieve

### *How we plan to achieve it*

---

#### Develop complete, well-connected neighbourhoods.

- Continued to manage the City’s land portfolio in a strategic manner, ensuring that this legacy remains intact for future residents.
- To enhance adherence to the Good Neighbourhood Development Policy, identified initiatives to further mitigate and manage the impacts of construction activity on the community.

---

#### Support a multi-disciplinary approach to public safety.

- Conducted 4,951 fire inspections and delivered public education initiatives to 6,539 residents.
- Responded to 23,777 RCMP calls for service and 8,325 Fire incidents.
- With funding support from the federal Building Safer Communities Fund, developed a three-year strategy to address youth gun and gang violence.
- Advanced development of a Community Police Office Strategy by completing consultation with internal partners as well as external outreach.
- In collaboration with local First Nations and in support of reconciliation – including the advancement of the Truth and Reconciliation Commission’s Call to Action #57 – implemented an Indigenous-led Cultural Safety and Humility Training program to deepen staff’s understanding of Indigenous perspectives in emergency management situations.

---

#### Encourage a mix of housing in our neighbourhoods to improve housing affordability.

- Continued to be a municipal leader by implementing the Housing Affordability Strategy; over 13,000 rental units are currently in development or under construction in Coquitlam.
- Partnered with S.U.C.C.E.S.S. to deliver two new seniors’ rental housing developments that will provide up to 140 new housing units using City-owned land.

---

#### Enhance travel in and between neighbourhoods by building multi-modal transportation options and improving the quality of streets as a place for people.

- Developed 7 km of new multi-modal transportation infrastructure, increasing the total network to over 672 km.
- With funding support from the provincial government and TransLink, completed phase 1 of the Guildford Greenway Micromobility Project to improve safety of the micromobility experience.



# Local Economy and Local Jobs



**BUSINESS Linq** inquiries  
(in-person, email, phone)

2022: **343\*** 2023: **512**

*\*incomplete 2022 data set due to phone system transition*




## Tourism activity:

**252,042** visits to VisitCoquitlam.ca

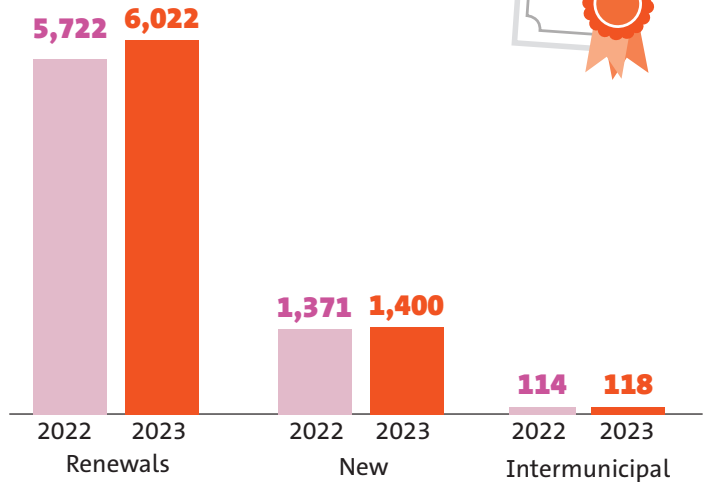
**26%** of all purchase orders were issued to a business in the Tri-Cities

## 11 New buildings connected to QNET

Metres of fibre added to the network:



## Business licences issued







## What we hope to achieve

### *How we plan to achieve it*

**Focus on neighbourhood commercial development and revitalization.**

- Adopted the Economic Development Strategy, which provides a forward-looking roadmap to support the development of a resilient and sustainable local economy.

**Support the retention, expansion and attraction of business to strengthen Coquitlam's economic base.**

- Issued over 7,500 total business licences (6,022 renewed, 1,400 new, 118 inter-municipal).
- Conducted 512 Business LinQ inquiries through email, phone, or in-person customer service.
- Through the City's procurement policies, 26% of all City purchase orders were issued to a business in the Tri-Cities.

**Facilitate vibrancy in sport, culture and recreation to enhance economic growth through partnerships, events, festivals, and business development.**

- Held 54 in-person events with joint participation of approximately 252,000 people.
- Hosted the Kaleidoscope Arts Festival, which featured a free outdoor music concert at Town Centre Park and interactive arts and cultural activities at Blue Mountain Park.
- Held the Summer Concert Series, which featured diverse genres of musical performances and food vendors.

**Leverage community assets to drive investment and job creation.**

- Connected 11 new buildings to QNet and added 4,100 metres of fibre to the network.
- Provided 39 filming permits for a total value of approximately \$88,757.

**Create trade and investment opportunities by building our international relationships and promoting our cultural diversity.**

- Celebrated Culture Days, which included an Indigenous arts and culture event, as well as other interactive events that showcased and promoted engagement with the community's cultural diversity and commitment to reconciliation.
- Held the second annual BC Dumpling Festival and the Caribbean Days Festival at Town Centre Park, bringing the community together in celebration of its diversity.

**Advance the region's transportation network by supporting local infrastructure projects that allow people and goods to move more efficiently.**

- Launched the E-Scooter Pilot Project to expand safe and sustainable options for how people choose to move in designated areas of the community.
- Approved two shared-service providers to increase choice and competition of safe e-mobility options and advance the success of the E-Scooter Pilot Project.
- Advanced development of the City's new Strategic Transportation Plan, including through robust and inclusive community engagement.



# Healthy Community and Active Citizens



## Citizen satisfaction



**92%**

Parks, Trails and Green Space



**84%**

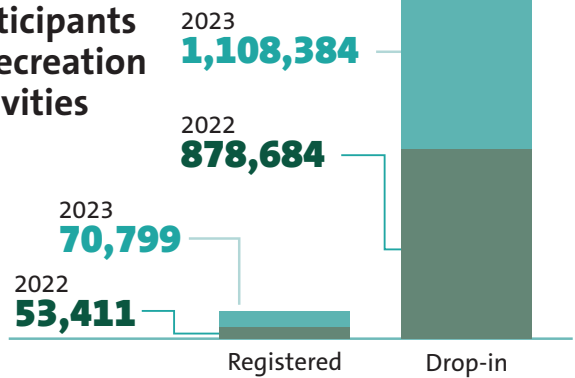
Recreational and Cultural Opportunities



**85%**

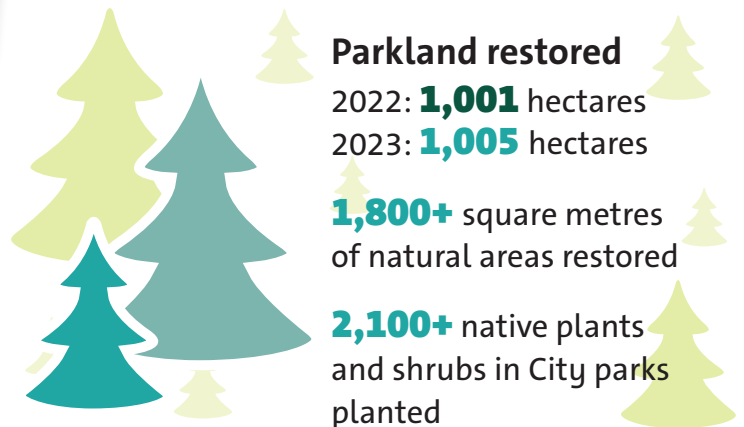
Sports Fields

## Participants in recreation activities



## 32,484 ONE Passes sold

- **7,893** monthly and continuous
- **24,002** punch passes
- **589** annual





## What we hope to achieve

### *How we plan to achieve it*

---

Create a balanced offering of programs and services accessible to all ages, abilities, genders, interests, income levels and cultures.

- Facilitated 98 block parties.
  - To reduce financial barriers to accessing recreation, kept rates at 2022 price levels for drop-in and One Pass activities.
  - Facilitated nearly 1.2M people through registered or drop-in programs at City facilities.
- 

Encourage all citizens to be active through a wide-range of recreational activities in our facilities, parks and trails.

- Received funding from the federal government to upgrade the Lake Loop Trail experience in Town Centre Park, including through pathway improvements, updated lighting and landscaping, as well as bench installations for enhanced accessibility.
- 

Develop a system of parks, recreation and open space that contributes to the ecological, social and economic well-being of Coquitlam residents.

- Restored over 1,800 square metres of natural areas and planted over 2,100 native plants and shrubs in City parks.
  - Received the Communities in Bloom's Environmental Action, Tree Management and Plants Love You outstanding achievement awards.
  - Continued progress on the construction of Spani Pool and Town Centre Park Community Centre.
  - Upgraded 13 of the City's parks.
- 

Support community learning through partnerships that provide formal and informal opportunities for life-long learning.


- Participated in a blessing ceremony with *kʷikwə́ləm* to celebrate the completion of the mural by Raven Tacuara (an Indigenous Collective with connections to *kʷikwə́ləm*).
  - In conjunction with the Tri City Local Immigration Partnership, co-hosted the Growing Together Employment Forum.
- 

Develop plans and capital assets to ensure the capacity of parks, recreation and culture services throughout the city, now and in the future.

- Continued planning for the Northeast Community Centre (NECC) and Park.
- Completed research and analysis for the Urban Forest Management Strategy.
- Continued to advance the Major Recreation and Cultural Facilities Road Map.
- Launched the City's first Project Greenlight initiative, which will use data to inform and improve the delivery of park designs in addition to transportation safety and sustainable local economic development.



# Sustainable Services, Environment and Infrastructure



**Citizen satisfaction**



**94%**  
Public Works

**Reduction in GHGs  
since 2007**

2022  
**16%**

2023  
**11%**



**Sanitary sewers cleaned**

2022: **48 km** | 2023: **41 km**

**Water mains cleaned**

2022: **70 km** | 2023: **79 km**

**Residential water consumption**

*(litres per capita, per day)*

2022: **251 litres** | 2023: **245 litres**

**Total water consumption**

*(litres per capita, per day)*

2022: **361 litres** | 2023: **354 litres**



**Charging ports**

2022: **31** | 2023: **31**



**Charging sessions**

2022: **27,287** | 2023: **34,064**



**Charging minutes**

2022: **2,893,705** | 2023: **3,486,022**



## What we hope to achieve

### *How we plan to achieve it*

---

#### Demonstrate responsible public stewardship through environmental sustainability practices.

- Through City-facilitated charging stations, saw an increase in charging sessions and minutes charging of over 25%.
- Advanced policies and initiatives to enhance water quality and sewer system performance in the Stoney Creek watershed.
- Received federal Disaster Mitigation and Adaptation funding to support a project that will enhance the community's resilience to climate-related risks by relocating and raising Cedar Drive.
- Launched new rebate top-ups for eligible households who switch to an electric heat pump.
- Continued implementation of priority actions in the Environmental Sustainability Plan, as well as development of a Climate Action Plan.

---

#### Explore service improvements and partnerships with community organizations.

- Partnered with Crohn's and Colitis Canada to increase equitable washroom access by adding municipal washroom facilities in parks and recreation centres to its GoHere App.
- Awarded grant funding by the Rick Hansen Foundation to improve the accessibility of City services and facilities through staff training as well as Rick Hansen Foundation Accessibility Certification evaluations and upgrades to community facilities.

---

#### Support the continued viability and sustainability of community organizations in their implementation of services, events, and programs to the community.

- Provided \$324,266 in Spirit of Coquitlam grants across 43 projects led by local non-profit and community-based organizations.
- In partnership with the YMCA and Concert Properties, opened the Bettie Allard YMCA in Burquitlam, providing public amenities and a Community Police Office for the community.

---

#### Manage the City's assets and infrastructure in a manner that promotes financial and environmental sustainability.

- Continued to maintain the City's linear assets by cleaning 79 km of water mains, 41 km of sanitary sewers and sweeping 6,450 lane km of road.
- Maintained an average road condition index (good/very good) of 70%.
- Advanced the Sidewalk Improvement Program, including the completion of the Austin Avenue Sidewalk and Multi-Use Pathway Project, to expand and enhance the City's sidewalk system.
- Completed the LED Street Light Conversion Program, improving visibility, energy efficiency, and safety with the conversion of 9,800 streetlights to LEDs.



# Excellence in City Governance



## Citizen satisfaction:



**93%**

City Services



**80%**

Taxpayer confidence  
(good/very good value for taxes)



## Business improvement and stop-doing list initiatives completed

2022: **112** | 2023: **97**



**14,188**

Instagram Followers



**17,608**

Facebook Likes



**16,900**

Instagram Followers



**18,000**

Facebook Likes



**24,637**

YouTube Views



**12,971**

X (Formerly Twitter) Followers



**29,166**

YouTube Views



**13,500**

X (Formerly Twitter) Followers



## Website visits

2022: **1,837,479** | 2023: **3,689,732**



## Of all transactions done online

2022: **72%** | 2023: **73%**

# What we hope to achieve

## How we plan to achieve it



Explore service improvements through investment in technology, people and process improvement.

- As part of the Business Improvement Committee, completed 97 work plan and additional business improvements list items.
- Supported low-income residents with income tax filing by providing volunteers with space at civic facilities to host appointments.
- Launched the online Development Application Portal, streamlining the process that supports new housing projects for the community.
- Launched an online map to improve access to information on how safe, clean and reliable drinking water gets to homes in the community.

Support, encourage and empower employees by living the City's organizational values, recognizing success and fostering a positive work environment.

- Received the WorkSafeBC Certificate of Recognition rebate for \$279,474 and maintained an experience rating under industry standards, saving a further \$850,662 in insurance costs.
- Received the BC Top Employer Award for the sixth consecutive year.
- Recognized as a Smart21 Community of 2023 by the Intelligent Community Forum, demonstrating the City's competitive advantage with using technology to improve economic, social, and environmental conditions for the community.
- Continued to champion organizational Equity, Diversity and Inclusion objectives, including by introducing a Recruitment and Retention EDI Action Plan, and reviewing public facing communications with an EDI lens.
- Hosted Reconciliation learning events for City staff to support Truth and Reconciliation Call to Action #57.

Maintain prudent financial and human resource policies and practices with a focus on long-range planning budgeting.

- To improve the convenience and accessibility of customer service, added the option of paying property tax payments by credit card.
- To provide a framework for equitable and respectful decision-making by existing and future elected officials, adopted the City's first code of conduct for Council.
- Updated the Permissive Tax Exemption Policy to ensure a balance between support for non-profit organizations and the impact on taxpayers.

Encourage citizen and neighbourhood engagement that allows all residents to contribute to the affairs of the community.

- Continued to conduct robust community engagement on important City issues. In 2023, 5,300 survey submissions were received, and there were 23,700 visits to LetsTalkCoquitlam.ca.
- To ensure the community is aware of opportunities for input into City decisions, improved the accessibility of statutory notices through a variety of digital channels and public bulletin boards.

# 2024 Business Plan



CITY OF COQUITLAM

# 2024 Business Plan

*\*Design to be updated in 2024 to align with Coquitlam's 2024-2027 Strategic Plan.*



Themes



Community Safety



Housing Affordability and Supply

Goals

Safe and Complete Neighbourhoods



Local Economy and Local Jobs



Healthy Community and Active Citizens



Business Plan Items

- A** Community Wildfire Preparedness  
Regional and Provincial Housing Leadership  
Southwest Housing Review
- B** Burke Mountain Village Development Planning  
Hazel/Coy Neighbourhood Plan
- C** Building Safer Communities Program  
Community Police Office Strategy  
First Responder Pre-Hospital Care  
Heritage Management Strategy

- A** Strategic Transportation Plan Update
- B** Economic Development Competitiveness Study  
Festival and Events Strategy
- C** Cedar Drive Utility and Road Implementation  
Corporate Partners and Sponsorship Program Review  
Road Safety Strategy

- A** Northeast Community Centre (NECC) and Park Design  
Spani Pool Renewal and Expansion Construction  
Town Centre Park Community Centre Renovation
- B** Blue Mountain Park Master Plan  
Library Services and Spaces Study  
Planet Ice Future Planning  
Sport Field Strategy  
Town Centre Park Master Plan Update
- C** Access to Recreation  
Art in Public Spaces Program  
Fraser Mills Community Centre and Park Planning  
Glen Park Phase 3 Planning  
Major Recreation and Cultural Facilities Roadmap

Work Plan Items

## Foundational Work that Supports the Business Plan and Organizational Effectiveness

- Business Improvement Initiatives
- Child Care Partnership Implementation
- Collective Bargaining
- Fees, Rates and Charges Reviews
- Financial Systems Modernization
- Hybrid Work
- ICT Infrastructure Upgrades
- Land Management Activities



Equity, Diversity and Inclusion



Reconciliation

Sustainable Services, Environment and Infrastructure



- A** Burke Mountain Joint School/Park Site Planning  
Climate Action Plan
- B** Construction Site Impact Mitigation Initiatives
- C** Micromobility Capital Projects  
Urban Forest Management Strategy

Excellence in City Governance



- A** Accessibility Plan Initiation  
Corporate Strategy to Respond to Provincial Legislation  
DCC Bylaw and Development Financing Update  
Development Application Program (DAPR) Core Review  
Government-to-Government Reconciliation Partnership Building  
Technology Modernization Strategy
- B** Hazard, Risk and Vulnerability Analysis Update  
Talent and Retention Strategy

## LEGEND

### Priorities:

- A Priority:** Initiatives that are most strongly supported as top priorities for the current year because they meet the majority of the following criteria:
  - > Considerable budget impact
  - > Human resource effort
  - > Significant Council or community interest
  - > Dependence on external partners
  - > Mandatory or legislated
- B Priority:** Initiatives that are supported as priorities because they meet some of the above criteria; however, they may be deferred if circumstances throughout the year dictate.
- C Priority:** Initiatives that are important but may be deferred if time and resources are not available.

### Departments by Colour:

- City Manager
- Deputy City Manager
- Corporate Services
- Engineering and Public Works
- Community Safety
- Parks, Recreation, Culture and Facilities
- Planning and Development

- Metro Vancouver Projects
- Official Community Plan (OCP) Review
- Police Model Review
- Regional Transportation Initiatives

- Space Planning Strategy
- Streetscape Enhancements
- Strategic Plan Renewal





# 2023 Annual Report

*For the year ended December 31, 2023*

---

## Consolidated Financial Statements

**Auditors:**

KPMG LLP

**Bank:**

ScotiaBank

**Prepared by:**

The Finance Division of  
the City of Coquitlam

# Letter of Transmittal

April 17, 2024

Mayor and Council,  
City of Coquitlam  
3000 Guildford Way,  
Coquitlam, BC V3B 7N2

Mayor and Council:

I am pleased to present the Annual Report for the fiscal year end December 31, 2023, which includes the Consolidated Financial Statements and Auditors' Report for the City of Coquitlam pursuant to Section 167 of the *Community Charter*. The preparation and presentation of the financial statements, and related information in the 2023 Annual Report, is the responsibility of the management of the City. The financial statements have been prepared in accordance with generally accepted accounting principles for local governments as recommended by the Public Sector Accounting Board of the Chartered Professional Accountants of Canada and the Ministry of Municipal Affairs. The City of Coquitlam maintains a system of internal accounting controls designed to safeguard the assets of the organization and provide reliable financial information.

The audit firm of KPMG LLP was appointed by Council and is responsible for expressing an opinion as to whether the Consolidated Financial Statements prepared by management fairly present the financial position of the City of Coquitlam and the results of its 2023 operations. The auditors have given the City an unqualified audit opinion on the City's financial statements and these 2023 Audited Financial Statements were presented to the Finance Standing Committee, which acts as the City's Audit Committee and were approved by Council.

## Financial Overview

The City continued to experience a challenging financial environment in 2023. In addition to increasing labour costs, significant cost escalation, primarily for construction materials and services, challenged the City's capital project costs.

In addition, the Province of BC enacted changes to housing legislation late in 2023 that has created significant uncertainty to the City's development finance framework. As such, the City is actively working on implementing

the necessary regulatory changes to comply with the legislation and assessing the financial implications. An update to the current Capital Funding Framework upon which the City's financial plans are built will be required when the changes are better understood.

Despite these challenges in 2023, the City's financial position continues to be strong. This was primarily driven by a strong surge in development activity resulting in high levels of development revenues as well as strong investment income returns and receipt of government grants.

The Consolidated Financial Statements include the 2023 results for the City's General Fund, Utility Funds and the Coquitlam Public Library.

The year 2023 resulted in a surplus on a consolidated basis and reflects the City's continued high level of community growth and development. The successful delivery of public services and capital infrastructure projects are expressed both through the presented financial results as well as through the variety of key indicators that measure the City's performance and are highlighted in the annual report

## Consolidated Statement of Financial Position (\$ in thousands)

	2023 Actual	2022 Actual	Change
Financial Assets	1,308,166	1,202,746	105,420
Financial Liabilities	375,142	306,896	68,246
<b>Net Financial Assets</b>	<b>933,024</b>	<b>895,850</b>	<b>37,174</b>
Inventory and Prepaid Expenses	4,991	4,209	782
Tangible Capital Assets	2,586,934	2,401,277	185,657
<b>Non-Financial Assets</b>	<b>2,591,925</b>	<b>2,405,486</b>	<b>186,439</b>
<b>Accumulated Surplus</b>	<b>3,524,949</b>	<b>3,301,336</b>	<b>223,613</b>

The increase in financial assets is mainly related to additions to capital reserves from development-related revenues that are used to fund city infrastructure and amenities related to growth. The financial assets are offset by liabilities that include deferred revenues related to the collection of Development Cost Charges (“DCCs”) as well as monies on deposit for particular purposes, including performance security deposits from development. A new liability, Asset Retirement Obligations, has been recognized for the first time in 2023. This is consistent with the new accounting standard requiring the recognition, measurement, presentation and disclosure of legal obligations associated with retiring tangible capital assets. The City’s long-term debt with the Municipal Finance Authority continues to decline through annual payments and the outstanding balance at the end of 2023 was \$11.1 million or approximately \$66 per capita, which is a decrease of \$10 per capita from 2022. This debt is related to capital projects required under the DCC Capital Program and therefore the repayment is not supported by taxpayers.

The City has established a number of capital and operating reserve funds which are identified in Schedule G of the Financial Statements. During 2023, the City’s reserve balances increased to \$898 million primarily because of the one-time Growing Communities Fund grant and the collection of development-related revenues. The capital reserves fund the City’s five-year capital plan that includes future infrastructure projects that support community development and infrastructure sustainability. The operating reserves are intended to manage any unexpected fluctuations in the operating budget expenditures such as extreme weather events or insurance claims.

The City invests its funds in a manner that will provide the optimal blend of investment security and return, while meeting the daily cash flow demands of the City’s operations and complying with the statutory requirements of the *Community Charter*. Investment income increased by \$15.4 million from 2022 to \$38.8 million due to higher year over year rates of return. The average balance held in external investments for 2023 was \$1.0 billion, which produced a rate of return on the investment of 3.57%. When blended with the cash held on hand, the average rate of return on investments was 3.85%.

The City’s tangible capital assets increased by \$185.7 million from \$2.4 billion to \$2.6 billion, including \$71.2 million in contributed assets from development. The

majority of these additional assets are related to new land, building, roads, water, sewer and drainage infrastructure, as well as significant ongoing community facility projects, which are required to support the growing municipality.

The City’s accumulated surplus of \$3.5 billion includes \$898 million in reserves and \$2.6 billion invested in tangible capital assets. In addition, operating surpluses of \$65.5 million are maintained for the purpose of preserving an appropriate balance to provide contingency funding for extraordinary events.

**Consolidated Statement of Operations (\$ in thousands)**

	2023 Actual	2022 Actual	Change
Revenues	556,395	541,929	14,466
Expenses	332,782	308,334	24,448
<b>Annual Surplus</b>	<b>223,613</b>	<b>233,595</b>	<b>(9,982)</b>

The City’s consolidated revenues for the year totaled \$556.4 million and represents an increase of \$14.5 million over 2022. The increase is driven by grant and grants in lieu primarily due to the Growing Communities Fund received, an increase in developer contributions reflecting an active level of development in the community as well as investment income due to higher year over year rate of return.

The City’s consolidated expenses for the year totaled \$332.8 million and represents an increase of \$24.4 million over 2022. Expenses also increased over last year due to labour costs associated with the collective agreement settlement, RCMP contract, recreation programming continuing to normalize to pre-pandemic levels, amortization and operating costs associated with the addition of new assets and infrastructure.

The Accumulated Operating Surplus change on a consolidated basis increased by \$3.2 million. The General Fund operations had a surplus of \$1.7 million, the Sewer and Drainage Fund had a decrease of \$2.4 million and the Water Fund had a surplus of \$3.3 million. The Library had an increase in accumulated operating surplus of \$520 thousand.

The following provides additional details of the financial results in the two major funds.

### **General Fund**

The City's General Fund is the primary fund for most municipal services including police, fire, parks, recreation, culture and facilities, transportation, planning and development, and general government services such as finance, human resources, legislative services, and information and communications technology. The General Fund ended the year with an overall operating surplus of \$16.1 million and, in accordance with the City's Surplus Policy; the City contributed \$15 million to the City Initiatives Reserve and maintained an accumulated operating surplus of \$26.9 million or 15% of taxation revenues.

The General Fund revenues for the year totaled \$469.4 million, which combined with additional funding to reserves, covered operating costs of \$263.4 million and net capital additions of approximately \$164.5 million. The key capital projects for the year included the completion of the Coquitlam Bettie Allard YMCA, including Burquitlam Community Police Station and Park and Ride, the Austin Works Yard renewal project and completion of the Maillardville Community Centre. The General Fund has \$2.0 billion invested in tangible capital assets.

### **Utility Funds**

The City operates two major utilities, which are funded by user fees and levies. The Water Utility uses over 520 kilometres of pipes to deliver water purchased from the Greater Vancouver Water District (GVWD) and in 2023, the Utility provided water to more than 61,000 households and commercial customers.

The Water Utility Fund ended the year with an operating surplus of \$2.7 million. During 2023, water revenues of \$40.3 million funded water operations at a cost of \$32.9 million and net capital additions of \$8.9 million. The largest projects of the year included the Foster pump station expansion and the water main replacement program. The Water Utility Fund has \$168.4 million invested in tangible capital assets.

The Sewer and Drainage Utility includes over 520 kilometers of pipes for the collection and transmission of sewerage to the Greater Vancouver Sewerage and Drainage District's (GVS&DD) Annacis Island Treatment Plant, as well as over 560 kilometers of storm pipes, culverts and facilities to

provide environmental and flood protection throughout the city. In 2023, the Utility collected and conveyed sewerage and run-off water to more than 61,000 households and commercial customers.

The Sewer and Drainage Utility Fund ended the year with an operating surplus of \$214 thousand. During 2023, sewer and drainage revenues of \$52.9 million supported operations at a cost of \$43.1 million and net capital additions of \$12.3 million. The most significant capital projects of the year were the Cedar Drive works and North East Partington Creek works. The Sewer and Drainage Fund has \$379.2 million invested in tangible capital assets.

### **Financial Sustainability**

The City has a number of financial policies adopted by City Council aimed at safeguarding the City's long-term financial sustainability. The following key policies have contributed to the positive results in 2023 and the City's strong financial position. While the changing legislation introduced by the Province in 2023 have increased the pressure on the City's financial position, the City is optimistic that its long-term planning strategies coupled with sound financial policies will continue to position the City well to ensure impact to residents is mitigated:

- **Surplus Policy** – The City's General Fund accumulated operating surplus is maintained at a constant percentage (15%) of the annual tax collection to ensure that over time it grows in proportion to the growth in the City. Any additional surplus earned will be transferred to the City Initiatives Reserve to support the various programs and initiatives. Because of this policy, the City's general fund accumulated operating surplus increased to \$26.9 million in 2023 (2022 – \$25.1 million). Council approved a Utility Funds' Accumulated Operating Surplus Policy, which maintains the accumulated operating surplus for the utilities at 60% of current year expenditures and any excess be transferred to the asset replacement reserve. Because of this policy the Water accumulated operating surplus increased its position to \$19.5 million in 2023 (2022 – \$16.2 million). The Sewer fund accumulated operating surplus decreased to \$18.1 million in 2023 (2022 – \$20.5 million) because of capital project costs funded from the accumulated operating surplus, mostly related to internal borrowing.

## Letter of Transmittal (continued)

---

- *Debt Management Policy* – The City has established a debt framework to maintain a sound financial position, to optimize borrowing costs and to ensure that financial flexibility is maintained through identifying debt limits in the context of ongoing sustainable revenue generating capacity and to ensure long-term affordability and equity. In addition, the City has a Debt Retirement Strategy that directs operating budget savings achieved as a result of tax funded debt retirement toward the City’s annual contribution to the DCC capital program.
- *Operating Costs for New Capital* – The City recognizes that investment in additional assets and infrastructure requires funding for the ongoing operating and maintenance of these new assets. Under this policy, a reasonable amount of operating and maintenance costs related to new capital infrastructure is included in the annual budget to ensure funding is available to preserve the City’s investment over the long-term.
- *Asset Management* – To support the principle of sustainable service delivery, the City has a robust system of asset management that includes policies and reserves to ensure the long-term sustainability and ongoing replacement and renewal of the necessary infrastructure to support the community, including roads, utilities, buildings and park amenities.

### Looking Ahead

Council has adopted a variety of financial policies and principles that have built a strong foundation of financial governance, long-term sustainability and flexibility to respond to unplanned events. These policies, together with new revenue sources and reserves, sound land and investment management, low debt burden and prudent management of taxes and spending have built the financial resilience that has greatly assisted the City in managing the ongoing inflationary and supply chain pressures that have arisen in recent years.

The City is continuing to see record levels of development and growth, delivering housing to the region along with the infrastructure and amenities that are required to support new residents. It remains unclear as to whether and to what extent the recently enacted provincial legislation changes related to housing will have on development activity in the short and long-term. However, it is clear that these legislative changes will result in significant changes to the way in which the related infrastructure to support a growing community is funded. The City will be assessing the impacts of these changes over the coming year.

Notwithstanding this uncertainty, the City’s capital investment also remains high and is growing, with several major community and civic facility projects underway and others in the planning stages as well as corresponding expansion of utility, road and park infrastructure. This growth related investment, combined with ongoing funding for infrastructure renewal and replacement, is accompanied by a long-term tax strategy that considers and plans for the operating impacts of this capital spending. Considering the annual costs of operating and maintenance of new and improved infrastructure, and implementing a plan to mitigate the volatility of property tax increases on residents and businesses, provides a sustainable approach to managing growth. The financial results of 2023 reinforce this balanced approach and demonstrate that the City has been successful in effectively managing our growing community and positioned the City well to manage future budgetary and financial challenges.

Respectfully submitted,



Michelle Hunt, CPA, CMA  
Deputy City Manager and Chief Financial Officer

# Independent Auditors' Report

---

To the Mayor and Council of the City of Coquitlam

## Opinion

We have audited the consolidated financial statements of City of Coquitlam (the "City"), which comprise:

- the consolidated statement of financial position as at December 31, 2023
- the consolidated statement of operations for the year then ended
- the consolidated statement of changes in net financial assets for the year then ended
- the consolidated statement of cash flows for the year then ended
- and notes and Schedules A to G to the consolidated financial statements, including a summary of significant accounting policies

(hereinafter referred to as the "financial statements").

In our opinion, the accompanying financial statements present fairly, in all material respects, the consolidated financial position of the City as at December 31, 2023, and its consolidated results of operations, its consolidated changes in net financial assets and its consolidated cash flows for the year then ended in accordance with Canadian public sector accounting standards.

## Basis for Opinion

We conducted our audit in accordance with Canadian generally accepted auditing standards. Our responsibilities under those standards are further described in the "**Auditor's Responsibilities for the Audit of the Financial Statements**" section of our auditor's report.

We are independent of the City in accordance with the ethical requirements that are relevant to our audit of the financial statements in Canada and we have fulfilled our other ethical responsibilities in accordance with these requirements.

We believe that the audit evidence we have obtained is sufficient and appropriate to provide a basis for our opinion.

## Responsibilities of Management and Those Charged with Governance for the Financial Statements

Management is responsible for the preparation and fair presentation of the financial statements in accordance with Canadian public sector accounting standards, and for such internal control as management determines is necessary to enable the preparation of financial statements that are free from material misstatement, whether due to fraud or error.

In preparing the financial statements, management is responsible for assessing the City's ability to continue as a going concern, disclosing as applicable, matters related to going concern and using the going concern basis of accounting unless management either intends to liquidate the City or to cease operations, or has no realistic alternative but to do so.

Those charged with governance are responsible for overseeing the City's financial reporting process.

## Auditor's Responsibilities for the Audit of the Financial Statements

Our objectives are to obtain reasonable assurance about whether the financial statements as a whole are free from material misstatement, whether due to fraud or error, and to issue an auditor's report that includes our opinion.

Reasonable assurance is a high level of assurance, but is not a guarantee that an audit conducted in accordance with Canadian generally accepted auditing standards will always detect a material misstatement when it exists.

Misstatements can arise from fraud or error and are considered material if, individually or in the aggregate, they could reasonably be expected to influence the economic decisions of users taken on the basis of the financial statements.

As part of an audit in accordance with Canadian generally accepted auditing standards, we exercise professional judgment and maintain professional skepticism throughout the audit.

## Independent Auditors' Report *(continued)*

---

We also:

- Identify and assess the risks of material misstatement of the financial statements, whether due to fraud or error, design and perform audit procedures responsive to those risks, and obtain audit evidence that is sufficient and appropriate to provide a basis for our opinion.

The risk of not detecting a material misstatement resulting from fraud is higher than for one resulting from error, as fraud may involve collusion, forgery, intentional omissions, misrepresentations, or the override of internal control.

- Obtain an understanding of internal control relevant to the audit in order to design audit procedures that are appropriate in the circumstances, but not for the purpose of expressing an opinion on the effectiveness of the City's internal control.
- Evaluate the appropriateness of accounting policies used and the reasonableness of accounting estimates and related disclosures made by management.
- Conclude on the appropriateness of management's use of the going concern basis of accounting and, based on the audit evidence obtained, whether a material uncertainty exists related to events or conditions that may cast significant doubt on the City's ability to continue as a going concern. If we conclude that a material uncertainty exists, we are required to draw attention in our auditor's report to the related disclosures in the financial statements or, if such disclosures are inadequate, to modify our opinion. Our conclusions are based on the audit evidence obtained up to the date of our auditor's report. However, future events or conditions may cause the City to cease to continue as a going concern.

- Evaluate the overall presentation, structure and content of the financial statements, including the disclosures, and whether the financial statements represent the underlying transactions and events in a manner that achieves fair presentation.
- Communicate with those charged with governance regarding, among other matters, the planned scope and timing of the audit and significant audit findings, including any significant deficiencies in internal control that we identify during our audit.
- Obtain sufficient appropriate audit evidence regarding the financial information of the entities or business activities within the group entity to express an opinion on the financial statements. We are responsible for the direction, supervision and performance of the group audit. We remain solely responsible for our audit opinion.

Chartered Professional Accountants

A handwritten signature in blue ink that reads "KPMG LLP" with a horizontal line underneath.

Vancouver, Canada

April 23, 2024



# Consolidated Statement of Financial Position


(Expressed in thousands of dollars)

December 31, 2023, with comparative information for 2022

	2023	2022
<b>Financial Assets</b>		
Cash and cash equivalents (note 4)	\$ 172,309	\$ 68,920
Investments (note 4)	1,001,208	1,047,972
Accounts receivable (note 5)	134,599	75,133
Land held for resale	50	10,721
	1,308,166	1,202,746
<b>Liabilities</b>		
Accounts payable and accrued liabilities (note 6)	103,227	91,847
Deferred revenue (note 7)	38,972	34,248
Development cost charges (note 8)	145,465	96,366
Deposits (note 9)	51,021	61,048
Debt (note 10)	11,092	12,179
Employee future benefits (note 17)	11,347	11,208
Asset retirement obligations (note 11)	14,018	-
	375,142	306,896
Net financial assets	933,024	895,850
<b>Non-Financial Assets</b>		
Inventories of supplies	1,480	1,173
Prepaid expenses and land deposit	3,511	3,036
Tangible capital assets (note 12)	2,586,934	2,401,277
	2,591,925	2,405,486
Commitments and contingencies (note 18)		
Accumulated surplus (note 13)	\$ 3,524,949	\$ 3,301,336

See accompanying notes and Schedules A to G to consolidated financial statements.

Approved on behalf of Council:



Deputy City Manager and Chief Financial Officer

## Consolidated Statement of Operations

(Expressed in thousands of dollars)

Year ended December 31, 2023, with comparative information for 2022

	2023 budget	2023	2022
	(Notes 2(a) and 24)		
Revenue:			
Taxation (note 14)	\$ 184,993	\$ 185,119	\$ 173,315
Fees, rates and service charges	163,686	184,553	199,129
Grants and grants in lieu (note 15)	16,136	41,389	14,685
Investment income	13,029	38,840	23,412
Casino host revenue	6,900	7,010	7,299
Municipal land sales	40,000	7,257	54,349
Contributed tangible capital assets (note 12(b))	20,000	71,204	50,654
Other contributions	-	6,634	7,422
Cost recoveries	5,238	12,837	8,418
Penalties and interest on taxes	977	1,379	1,082
Other	1,597	173	2,164
	452,556	556,395	541,929
Expenses:			
General government	27,716	35,085	31,065
Police protection	45,713	46,969	42,449
Fire protection	33,774	37,075	34,389
Other protection	3,906	3,770	3,465
Engineering	36,502	39,660	35,961
Solid waste	9,021	8,161	8,051
Planning and development	13,236	13,375	11,703
Parks, recreation and culture	72,582	80,012	69,630
Water utility	33,204	31,326	32,231
Sanitary and drainage utility	40,119	37,349	39,390
	315,773	332,782	308,334
Annual surplus	136,783	223,613	233,595
Accumulated surplus, beginning of year	3,301,336	3,301,336	3,067,741
Accumulated surplus, end of year	\$ 3,438,119	\$ 3,524,949	\$ 3,301,336

See accompanying notes and Schedules A to G to consolidated financial statements.

## Consolidated Statement of Changes in Net Financial Assets

(Expressed in thousands of dollars)

Year ended December 31, 2023, with comparative information for 2022

	2023 budget		2023		2022
	(Notes 2(a) and 24)				
Annual surplus	\$ 136,783	\$	223,613	\$	233,595
Reclassification of land held for resale	-		50		10,721
Tangible capital assets additions	(116,478)		(165,728)		(112,055)
Contributed tangible capital assets	(20,000)		(71,204)		(50,654)
Amortization of tangible capital assets	37,100		48,682		44,104
Gain on disposal of tangible capital assets	(40,000)		(5,107)		(52,489)
Proceeds on disposal of tangible capital assets	-		7,650		56,179
	(2,595)		37,956		129,401
Acquisition of inventories of supplies	-		(1,480)		(1,173)
Acquisition of prepaid expenses and land deposit	-		(3,511)		(3,036)
Consumption of inventories of supplies	-		1,173		703
Use of prepaid expenses and land deposit	-		3,036		4,264
	-		(782)		758
Change in net financial assets	(2,595)		37,174		130,159
Net financial assets, beginning of year	895,850		895,850		765,691
Net financial assets, end of year	\$ 893,255	\$	933,024	\$	895,850

See accompanying notes and Schedules A to G to consolidated financial statements.

## Consolidated Statement of Cash Flows

(Expressed in thousands of dollars)

Year ended December 31, 2023, with comparative information for 2022

	2023	2022
Cash provided by (used in):		
Operating activities:		
Annual surplus	\$ 223,613	\$ 233,595
Items not involving cash:		
Amortization	48,682	44,104
Gain on disposal of tangible capital assets	(5,107)	(52,489)
Contributions of tangible capital assets	(71,204)	(50,654)
Changes in non-cash operating working capital:		
Accounts receivable	(59,466)	(18,894)
Land held for resale	10,721	1,447
Inventories of supplies	(307)	(470)
Prepaid expenses and land deposit	(475)	1,228
Accounts payable and accrued liabilities	11,402	8,819
Deferred revenue	4,724	3,995
Development cost charges	49,099	23,509
Deposits	(10,027)	7,857
Employee future benefits	139	891
Net cash provided by operating activities	201,794	202,938
Capital activities:		
Cash used to acquire tangible capital assets	(151,710)	(112,055)
Proceeds on disposal of tangible capital assets	7,650	56,179
Net cash used in capital activities	(144,060)	(55,876)
Financing activities:		
Repayment of debt	(1,087)	(1,147)
Principal payments on tangible capital lease obligations	(22)	(22)
Net cash used in financing activities	(1,109)	(1,169)
Investing activities:		
Change in investments	46,764	(344,871)
Net cash used in investing activities	46,764	(344,871)
Net change in cash and cash equivalents	103,389	(198,978)
Cash and cash equivalents, beginning of year	68,920	267,898
Cash and cash equivalents, end of year	\$ 172,309	\$ 68,920
Non-cash transactions:		
Tangible capital asset additions related to asset retirement obligations (note 3)	\$ 14,018	\$ -

See accompanying notes and Schedules A to G to consolidated financial statements.

# Notes to Consolidated Financial Statements

(Tabular amounts expressed in thousands of dollars, unless otherwise indicated)

Year ended December 31, 2023

---

## 1. Operations:

The City of Coquitlam (the “City”) is incorporated under the *Local Government Act* of British Columbia. The City’s principal activities include the provision of local government services to residents of the incorporated area. This includes administrative, protective, transportation, environmental, recreational, water and sewer services.

## 2. Significant accounting policies:

These consolidated financial statements are prepared in accordance with Canadian public sector accounting standards (“PSAS”) as issued by the Public Sector Accounting Board of the Chartered Professional Accountants of Canada.

### (a) Basis of consolidation:

These consolidated financial statements are comprised of the City’s Operating, Capital and Reserve Funds consolidated with the Coquitlam Public Library (the “Library”). The Library’s financial statements are consolidated with the City, as the Library Board is appointed by the City. Interfund transactions, fund balances and activities have been eliminated on consolidation.

#### *Budget reporting:*

The budget information reported in the consolidated financial statements represents the 2023 component of the *Financial Plan* Bylaw adopted by City Council on February 13, 2023.

#### *Operating Funds:*

These funds include the General, Water Utility, and Sewer and Drainage Utility Operating Funds. They are used to record the operating costs of the services provided by the City. The Library’s operating accumulated surplus is included in the Operating Funds.

#### *Capital Funds:*

These funds include the General, Water Utility and Sewer and Drainage Utility Capital Funds. They are used to record the acquisition costs of tangible capital assets and any related debt outstanding. The Library’s investment in tangible capital assets is included in the Capital Funds.

#### *Reserve Funds:*

Under the *Community Charter*, City Council may, by bylaw, establish reserve funds for specified purposes. Money in a reserve fund, and interest earned thereon, must be expended by bylaw only for the purpose for which the fund was established. If the amount in a reserve fund is greater than required, City Council may, by bylaw, transfer all or part of the amount to another reserve fund. The Library’s capital reserves are included in the Reserve Funds.

#### *Trust Funds:*

These funds account for assets which must be administered as directed by agreement or statute for certain beneficiaries. In accordance with PSAS, trust funds are not included in the City’s consolidated financial statements. Trust funds administered by the City are presented in note 20.

### (b) Basis of accounting:

The City follows the accrual method of accounting for revenue and expenses. Revenue is recognized in the year in which it is earned and measurable. Expenses are recognized as they are incurred and measurable as a result of the receipt of goods and services and/or the creation of a legal obligation to pay.

## Notes to Consolidated Financial Statements *(continued)*

(Tabular amounts expressed in thousands of dollars, unless otherwise indicated)

Year ended December 31, 2023

---

(c) Land held-for-resale:

Land held-for-resale includes properties which are ready and available to be sold and for which there is a market. They are valued at the lower of cost or expected net realizable value.

(d) Taxes receivable and related revenues:

Property tax billings are prepared by the City based on assessment rolls issued by the British Columbia Assessment Authority ("BCAA"). Tax rates are established annually by City Council, incorporating amounts to be raised for local services and amounts the City is required to collect on behalf of other governments and other entities. Taxation revenue is recorded at the time tax billings are issued. Amounts collected on behalf of the Province of British Columbia are recorded in the City's consolidated financial statements on a net basis.

The City is entitled to collect interest and penalties on overdue taxes. This revenue is recorded in the period the interest and penalties are levied.

(e) Deferred revenue:

The City defers a portion of the revenue collected from permits, licences and other fees, and recognizes this revenue in the year in which related inspections are performed or other related expenditures are incurred. The City also defers a portion of property taxes which is recognized in the taxation year to which it relates.

(f) Development cost charges:

Development cost charges, collected to pay for capital costs due to development, are deferred upon building permit issuance and recognized as revenue when the related development capital costs are incurred.

(g) Deposits:

Receipts restricted by the legislation of senior governments or by agreement with external parties are deferred and reported as deposits and are refundable under certain circumstances. When qualifying expenditures are incurred, deposits are recognized as revenue at amounts equal to the qualifying expenditures.

(h) Debt:

Debt is recorded net of related sinking fund balances.

(i) Government transfers:

Restricted transfers from governments are deferred and recognized as revenue as the related expenditures are incurred or the stipulations in the related agreement are met. Unrestricted transfers are recognized as revenue when received or if the amount to be received can be reasonably estimated and collection is reasonably assured.

## Notes to Consolidated Financial Statements (continued)

(Tabular amounts expressed in thousands of dollars, unless otherwise indicated)

Year ended December 31, 2023

(j) Non-financial assets:

Non-financial assets are not available to discharge existing liabilities and are held for use in the provision of services. They are not intended for sale in the ordinary course of operations.

(i) Tangible capital assets:

Tangible capital assets have useful lives extending beyond the current year. They are recorded at cost which includes amounts that are directly attributable to acquisition, construction, development or betterment of the asset.

The cost, less residual value, of the tangible capital assets, excluding land, are amortized on a straight-line basis over their estimated useful lives as follows:

Asset	Useful life – Years
Buildings and building improvements	10 – 50
Park structures	10 – 60
Information technology	3 – 85
Vehicles, machinery and equipment	1 – 70
Water, sewer and drainage infrastructure	1 – 100
Roads infrastructure	1 – 75
Traffic	1 – 50

Annual amortization is charged commencing when the asset is available for use. Assets under construction are not amortized until the asset is available for productive use.

(ii) Contributions of tangible capital assets:

Tangible capital assets received as contributions are recorded at their fair value at the date of receipt and are also recorded as revenue.

(iii) Natural resources, works of art and historic assets:

Natural resources, works of art and historic assets are not recognized as assets in the consolidated financial statements.

(iv) Interest capitalization:

The City does not capitalize interest costs associated with the acquisition or construction of a tangible capital asset.

(v) Leased tangible capital assets:

Leases that transfer substantially all of the benefits and risks incidental to ownership of property, are accounted for as leased tangible capital assets. All other leases are accounted for as operating leases and the related payments are charged to expenses as incurred.

(vi) Inventories of supplies:

Inventories of supplies held for consumption are recorded at the lower of actual cost and replacement cost.

## Notes to Consolidated Financial Statements *(continued)*

(Tabular amounts expressed in thousands of dollars, unless otherwise indicated)

Year ended December 31, 2023

---

(k) Contaminated Sites:

Contaminated sites are a result of contamination being introduced into air, soil, water, or sediment of a chemical, organic or radioactive material or live organism that exceeds an environmental standard.

A liability for remediation of contaminated sites is recognized when a site is not in productive use and an environmental standard exists, contamination exceeds the environmental standard, the City is directly responsible or accepts responsibility, it is expected that future economic benefits will be given up, and a reasonable estimate of the amount can be made. The liability is recognized as management's estimate of the cost of remediation and post-remediation including operation, maintenance and monitoring that are an integral part of the remediation strategy for a contaminated site.

The City has no liabilities recorded for contaminated sites.

(l) Asset retirement obligations:

An asset retirement obligation is recognized when, as at the financial reporting date, all of the following criteria are met:

- (i) There is a legal obligation to incur retirement costs in relation to a tangible capital asset;
- (ii) The past transaction or event giving rise to the liability has occurred;
- (iii) It is expected that future economic benefits will be given up; and
- (iv) A reasonable estimate of the amount can be made.

The estimate of the asset retirement obligation includes costs directly attributable to the asset retirement activities.

If the tangible capital asset is in productive use, the estimated obligation is recorded as a liability and increase to the related tangible capital asset. The increase to the tangible capital asset is amortized in accordance with the amortization accounting policy outlined in note 2(j)(i). The carrying value of the liability is reviewed at each financial reporting date with changes to the amount of the original estimate of cash flows recorded as an adjustment to the asset retirement obligations liability and related tangible capital asset.

If the tangible capital asset is unrecognized or no longer in productive use, the asset retirement costs are expensed. The carrying value of the liability is reviewed at each financial reporting date with changes to the amount of the original estimate of cash flows recorded as an adjustment to the asset retirement obligations liability and expense.

(m) Financial instruments:

Financial instruments include cash and cash equivalents, investments, accounts receivable, accounts payable and accrued liabilities and debt. Cash and cash equivalents include cash, high interest savings accounts and short-term highly liquid investments that are readily convertible to known amounts of cash and that are subject to an insignificant risk of changes in value. Investments are comprised of non-redeemable guaranteed investment certificates, Municipal Finance Authority ("MFA") pooled funds and bonds issued by Canadian government entities and chartered banks.

Financial instruments are recorded at fair value on initial recognition. Equity instruments quoted in an active market and derivatives are subsequently measured at fair value as at the reporting date. All other financial instruments are subsequently measured at cost or amortized cost unless the City has elected to carry the financial instrument at fair value. The City has not elected to carry any financial instruments at fair value.

Unrealized changes in fair value would be recognized on the consolidated statement of remeasurement gains and losses. They are recorded in the consolidated statement of operations when they are realized. There are no unrealized changes in fair value as at December 31, 2023 and December 31, 2022. As a result, the City does not have a consolidated statement of remeasurement gains and losses.



## Notes to Consolidated Financial Statements *(continued)*

(Tabular amounts expressed in thousands of dollars, unless otherwise indicated)

Year ended December 31, 2023

Transaction costs incurred on the acquisition of financial instruments subsequently measured at fair value are expensed as incurred. Transaction costs incurred on the acquisition of financial instruments recorded at cost or amortized cost are included in the cost.

Sales and purchases of investments are recorded on the trade date.

All financial assets are assessed for impairment on an annual basis. When a decline is determined to be other than temporary, the amount of the loss is reported in the consolidated statement of operations.

(n) Employee future benefits:

The City and its employees participate in the Municipal Pension Plan. The Municipal Pension Plan is a multi-employer contributory defined benefit pension plan. Payments in the year are expensed.

Sick leave benefits and retirement severance benefits are also available to the City's employees. The costs of these benefits are actuarially determined based on service and best estimates of retirement ages and expected future salary and wage increases. The obligation under these benefit plans are accrued based on projected benefits as the employees render services necessary to earn the future benefits. The actuarial gain/loss is amortized over a period equal to the employees' average remaining service period.

(o) Use of accounting estimates:

The preparation of consolidated financial statements requires management to make estimates and assumptions that affect the reported amounts of assets and liabilities and disclosure of contingent assets and liabilities at the date of the consolidated financial statements and the reported amounts of revenue and expenses during the reporting period. Actual results could differ from those estimates. Adjustments, if any, will be reflected in the consolidated financial statements in the period that the change in estimate is made, as well as, in the period of settlement if the amount is different.

(p) Segment disclosures:

A segment is defined as a distinguishable activity or group of activities of a government for which it is appropriate to separately report financial information to achieve the objectives of the related accounting standard. The City has provided definitions of segments used by the City, as well as presented financial information in segmented format (note 22).

### 3. Implementation of new accounting standards:

(a) PS 3280 *Asset Retirement Obligations*:

On January 1, 2023, the City adopted Canadian public sector accounting standard PS 3280 *Asset Retirement Obligations*. The standard requires the reporting of legal obligations associated with the retirement of certain tangible capital assets. The standard was adopted using the prospective transitional provisions.

(b) PS 3450 *Financial Instruments and related standards*:

On January 1, 2023, the City adopted Canadian public sector accounting standards PS 3450 *Financial Instruments* ("PS 3450"), PS 2601 *Foreign Currency Translation*, PS 1201 *Financial Statement Presentation* and PS 3041 *Portfolio Investments*. The new standards provide comprehensive requirements for the recognition, measurement, presentation and disclosure of financial instruments and foreign currency translation. Under PS 3450, all financial instruments are included on the consolidated statement of financial position and are measured either at fair value or cost or amortized cost based on the characteristics of the financial instrument and the City's accounting policy choice (note 2(m)). The standards were adopted using the prospective transitional provisions.

## Notes to Consolidated Financial Statements (continued)

(Tabular amounts expressed in thousands of dollars, unless otherwise indicated)

Year ended December 31, 2023

### 4. Cash and cash equivalents and investments:

	2023	2022
Cash and cash equivalents	\$ 172,309	\$ 68,920
Investments:		
Guaranteed investment certificates maturing within five years	779,263	946,900
MFA pooled funds	134,639	101,072
Government and chartered bank bonds maturing within five years	87,306	-
	1,001,208	1,047,972
	\$ 1,173,517	\$ 1,116,892
	2023	2022
Unrestricted operating and reserve funds	\$ 248,947	\$ 240,887
Restricted statutory and development cost charge funds	873,549	814,957
Deposits	51,021	61,048
	\$ 1,173,517	\$ 1,116,892

Average investment portfolio yield is 3.57% (2022 – 2.59%). The average total cash, cash equivalents and investments portfolio yield is 3.85% (2022 – 2.51%).

The City has available a revolving credit facility up to a maximum of \$5,000,000 which bears interest at an annual rate of bank prime less 0.50% per annum, and standby letters of credit up to a maximum of \$800,000 (2022 – \$100,000), for its ongoing operating requirements. This facility is unsecured. The City also has available a revolving credit facility of \$500,000 which bears interest at an annual rate of bank prime for its ongoing capital requirements. The City would provide security for this facility by way of a specific charge over the equipment financed. The City has issued letters of credit as security for capital projects. As at December 31, 2023, the outstanding balance totals \$764,424 (2022 – nil). There are no other amounts outstanding under these banking facilities as at December 31, 2023 or December 31, 2022.

In addition, the Library, which is consolidated into the City, has a revolving demand credit facility with a credit limit of \$500,000 which bears interest at an annual rate of prime plus 0.50% per annum. No amounts are outstanding under the line of credit as at December 31, 2023 or December 31, 2022.

## Notes to Consolidated Financial Statements (continued)

(Tabular amounts expressed in thousands of dollars, unless otherwise indicated)

Year ended December 31, 2023

### 5. Accounts receivable:

	2023	2022
Taxes	\$ 6,182	\$ 5,292
Accrued interest	38,327	19,466
Due from other levels of government	14,387	8,092
Recreation fees	700	633
Casino host funds receivable from Province of British Columbia	1,616	1,698
Development cost charges (note 8)	47,241	26,602
Local area service fees	59	81
Water, sewer and solid waste user charges	3,025	2,681
Development cost charges collected on behalf of other authorities	20,096	9,898
Other	2,966	690
	\$ 134,599	\$ 75,133

### 6. Accounts payable and accrued liabilities:

	2023	2022
Due to other levels of government	\$ 56,968	\$ 51,520
Accounts payable	30,706	30,216
Wages payable	15,527	10,063
Tangible capital lease obligation	26	48
	\$ 103,227	\$ 91,847

### 7. Deferred revenue:

	2023	2022
Taxes and utilities	\$ 16,096	\$ 14,237
Parks and recreation fees	1,259	918
Business licenses	816	777
Future capital works with other levels of government	16,912	14,749
Other future capital works	2,935	2,256
Other	954	1,311
	\$ 38,972	\$ 34,248

## Notes to Consolidated Financial Statements (continued)

(Tabular amounts expressed in thousands of dollars, unless otherwise indicated)

Year ended December 31, 2023

### 8. Development cost charges:

	2023	2022
Opening balance	\$ 96,366	\$ 72,857
Receipts and interest	68,401	44,980
Revenue recognized	(19,302)	(21,471)
Closing balance	\$ 145,465	\$ 96,366
	2023	2022
Parkland acquisition	\$ 69,265	\$ 41,915
Park improvements	22,464	15,853
Drainage	7,322	5,967
Sanitary sewer	2,354	1,523
Water	8,237	6,498
Transportation	35,823	24,610
	\$ 145,465	\$ 96,366

Development cost charges are comprised of restricted cash and cash equivalents and investments of \$98,223,672 (2022 – \$69,764,825) and restricted accounts receivable of \$47,241,488 (2022 – \$26,601,655).

### 9. Deposits:

	2023	2022
Public works performance deposits	\$ 32,815	\$ 40,004
Gravel remediation fund	884	864
Building performance bonds	3,208	3,341
Development permit bonds	12,467	12,721
Deposits on land sale	1,639	4,117
Other	8	1
	\$ 51,021	\$ 61,048

The City holds irrevocable letters of credit and guarantees in the aggregate amount of \$268,796,433 (2022 – \$167,818,369) and sureties in the aggregate amount of \$23,262,482 (2022 – \$15,199,750) received from depositors to ensure their performance of works to be undertaken within the City. These amounts are not reflected in the consolidated financial statements.

## Notes to Consolidated Financial Statements (continued)

(Tabular amounts expressed in thousands of dollars, unless otherwise indicated)

Year ended December 31, 2023

### 10. Debt:

The City obtains debt instruments through the MFA pursuant to security issuing bylaws under authority of the *Community Charter* to finance certain capital expenditures. Sinking fund balances managed by the MFA are netted against related debt. Gross amount of the debt and the amount of the sinking fund credits available to retire the debt are as follows:

	Gross debt	Sinking fund credit	Net debt 2023	Net debt 2022
General Fund	\$ 12,210	\$ 6,257	\$ 5,953	\$ 6,627
Water Utility Fund	5,931	2,414	3,517	3,801
Sewer and Drainage Utility Fund	2,733	1,111	1,622	1,751
	\$ 20,874	\$ 9,782	\$11,092	\$ 12,179

Interest rates on debt range from 3.35% to 4.52% (2022 – 3.35% to 3.85%). The weighted average interest rate for 2023 was 3.82% (2022 – 3.81%). The maturity dates range from 2025 to 2033.

Principal payments and sinking fund installments on net outstanding debenture debt over the next five years and thereafter are as follows:

	General Fund	Water Utility Fund	Sewer and Drainage Utility Fund	Total
2024	\$ 665	\$ 273	\$ 126	\$ 1,064
2025	725	307	141	1,173
2026	495	319	147	961
2027	515	332	153	1,000
2028	536	345	159	1,040
Thereafter	3,017	1,941	896	5,854
Total	\$ 5,953	\$ 3,517	\$ 1,622	\$ 11,092

## Notes to Consolidated Financial Statements (continued)

(Tabular amounts expressed in thousands of dollars, unless otherwise indicated)

Year ended December 31, 2023

### 11. Asset retirement obligations:

The City's asset retirement obligations include lead-based products removal, asbestos removal and fuel tanks removal. These obligations are recorded in the City's tangible capital asset categories of buildings and building improvements and water, sewer and drainage infrastructure

	Lead-base products removal	Asbestos removal	Fuel tanks removal	Total
Opening balance, December 31, 2022	\$ -	\$ -	\$ -	\$ -
Adoption of PS 3280 <i>Asset Retirement Obligations</i> (note 3(a)), January 1, 2023	7,482	4,777	1,293	13,552
Liabilities incurred in 2023	318	148	-	466
Closing balance, December 31, 2023	\$ 7,800	\$ 4,925	\$ 1,293	\$ 14,018

## Notes to Consolidated Financial Statements (continued)

(Tabular amounts expressed in thousands of dollars, unless otherwise indicated)

Year ended December 31, 2023

### 12. Tangible capital assets:

#### 2023

	Land and land holdings	Building and building improvements	Park structures	Information technology	Vehicles, machinery and equipment	Water, sewer and drainage infrastructure	Roads infrastructure	Traffic	Assets under construction	Total
Cost:										
Balance, beginning of year	\$ 1,161,182	\$ 282,667	\$ 127,627	\$ 41,491	\$ 60,910	\$ 776,339	\$ 538,838	\$ 84,189	\$ 86,887	\$ 3,160,130
Additions, net of transfers	89,356	63,210	4,777	2,052	4,537	23,758	30,120	4,296	14,826	236,932
Disposals	(32)	(88)	(2,745)	(261)	(2,432)	(807)	(4,137)	-	-	(10,502)
Transfers to land held for resale	(50)	-	-	-	-	-	-	-	-	(50)
Balance, end of year	1,250,456	345,789	129,659	43,282	63,015	799,290	564,821	88,485	101,713	3,386,510
Accumulated amortization:										
Balance, beginning of year	-	126,252	51,006	22,815	34,320	263,981	219,452	41,027	-	758,853
Disposals	-	(29)	(1,748)	(251)	(2,183)	(430)	(3,318)	-	-	(7,959)
Amortization expense	-	12,289	4,239	1,751	4,335	10,952	13,033	2,083	-	48,682
Balance, end of year	-	138,512	53,497	24,315	36,472	274,503	229,167	43,110	-	799,576
Net book value, end of year	\$ 1,250,456	\$ 207,277	\$ 76,162	\$ 18,967	\$ 26,543	\$ 524,787	\$ 335,654	\$ 45,375	\$ 101,713	\$ 2,586,934
Net book value, beginning of year	\$ 1,161,182	\$ 156,415	\$ 76,621	\$ 18,676	\$ 26,590	\$ 512,358	\$ 319,386	\$ 43,162	\$ 86,887	\$ 2,401,277

#### 2022

	Land and land holdings	Building and building improvements	Park structures	Information technology	Vehicles, machinery and equipment	Water, sewer and drainage infrastructure	Roads infrastructure	Traffic	Assets under construction	Total
Cost:										
Balance, beginning of year	\$ 1,109,954	\$ 249,651	\$ 113,074	\$ 39,832	\$ 59,932	\$ 765,799	\$ 528,315	\$ 81,628	\$ 71,207	\$ 3,019,392
Additions, net of transfers	63,833	33,576	14,951	2,270	1,914	13,414	14,510	2,561	15,680	162,709
Disposals	(1,884)	(560)	(398)	(611)	(936)	(2,874)	(3,987)	-	-	(11,250)
Transfers to land held for resale	(10,721)	-	-	-	-	-	-	-	-	(10,721)
Balance, end of year	1,161,182	282,667	127,627	41,491	60,910	776,339	538,838	84,189	86,887	3,160,130
Accumulated amortization:										
Balance, beginning of year	-	118,511	47,273	21,683	30,851	255,150	209,827	39,014	-	722,309
Disposals	-	(673)	(389)	(592)	(838)	(1,857)	(3,211)	-	-	(7,560)
Amortization expense	-	8,414	4,122	1,724	4,307	10,688	12,836	2,013	-	44,104
Balance, end of year	-	126,252	51,006	22,815	34,320	263,981	219,452	41,027	-	758,853
Net book value, end of year	\$ 1,161,182	\$ 156,415	\$ 76,621	\$ 18,676	\$ 26,590	\$ 512,358	\$ 319,386	\$ 43,162	\$ 86,887	\$ 2,401,277
Net book value, beginning of year	\$ 1,109,954	\$ 131,140	\$ 65,801	\$ 18,149	\$ 29,081	\$ 510,649	\$ 318,488	\$ 42,614	\$ 71,207	\$ 2,297,083

## Notes to Consolidated Financial Statements (continued)

(Tabular amounts expressed in thousands of dollars, unless otherwise indicated)

Year ended December 31, 2023

(a) Assets under construction:

Assets under construction with value of \$101,713,299 (2022 – \$86,887,224) have not been amortized. Amortization of these assets will commence when they are put into service.

(b) Contributed tangible capital assets:

Contributed tangible capital assets have been recognized at fair value at the date of contribution. The value of contributed tangible capital assets received is as follows:

	2023	2022
Land and land holdings	\$ 59,715	\$ 45,977
Park structures	-	225
Information technology	61	90
Water infrastructure	2,906	2,080
Sewer and drainage infrastructure	5,599	1,221
Road infrastructure	2,446	722
Traffic	477	339
Contributed tangible capital assets revenue	\$ 71,204	\$ 50,654

(c) Works of art and historical treasures:

The City manages and controls various works of art and non-operational historical assets, including artifacts, paintings and sculptures located at City sites and public display areas. These assets are not recorded as tangible capital assets and are not amortized.

(d) Write-down of tangible capital assets:

There was no write-down of tangible capital assets during the year (2022 – nil).

### 13. Accumulated surplus:

	Reserves for operating purposes	Reserves for capital purposes	Surplus	Invested in tangible capital assets	Total
	(Schedule G) (Schedule G)				
General Fund (Schedules A, B)	\$ 66,358	\$780,246	\$26,857	\$2,017,730	\$ 2,891,191
Water Utility Fund (Schedules C, D)	215	10,493	19,488	164,625	194,821
Sewer and Drainage Fund (Schedules E, F)	752	38,960	18,076	377,332	435,120
Library	-	529	1,118	2,170	3,817
2023	\$ 67,325	\$830,228	\$65,539	\$2,561,857	\$ 3,524,949
2022	\$ 65,286	\$784,548	\$62,371	\$2,389,131	\$ 3,301,336



## Notes to Consolidated Financial Statements (continued)

(Tabular amounts expressed in thousands of dollars, unless otherwise indicated)

Year ended December 31, 2023

### 14. Taxation revenue:

The City is required to collect taxes on behalf of and transfer these amounts to the government agencies noted below. Those amounts are recorded in the City's financial statements on a net basis. Taxation revenue is comprised of the following:

	2023	2022
Tax collected:		
Municipal purposes	\$ 185,119	\$ 173,315
Collections for other governments	137,697	123,014
	322,816	296,329
Less transfers to other governments and other entities:		
Ministry of Education and Child Care, Province of British Columbia – school taxes	107,554	95,814
Metro Vancouver Regional District	4,811	4,211
British Columbia Assessment Authority	3,240	2,935
South Coast British Columbia Transportation Authority	21,804	19,798
Austin Heights Business Improvement Association	269	240
Municipal Finance Authority	19	16
	\$ 137,697	\$ 123,014
Taxation revenue	\$ 185,119	\$ 173,315

### 15. Government transfers:

Included in grants and grants in lieu revenue are the following government transfers:

	2023	2022
Federal	\$ 793	\$ 650
Provincial and Regional	38,810	12,260
	\$ 39,603	\$ 12,910

### 16. Pension plan:

The City and its employees contribute to the Municipal Pension Plan (a jointly trustee pension plan). The Board of Trustees, representing plan members and employers, is responsible for administering the plan, including investment of assets and administration of benefits. The plan is a multi-employer defined benefit pension plan. Basic pension benefits are based on a formula. As at December 31, 2022, the plan has about 240,000 (2022 – 227,000) active members and approximately 124,000 (2022 – 118,000) retired members. Active members include approximately 43,000 (2022 – 42,000) contributors from local governments. 1,281 (2022 – 1,198) of the City's employees are active members of the plan.

## Notes to Consolidated Financial Statements (continued)

(Tabular amounts expressed in thousands of dollars, unless otherwise indicated)

Year ended December 31, 2023

Every three years, an actuarial valuation is performed to assess the financial position of the plan and adequacy of plan funding. The actuary determines an appropriate combined employer and member contribution rate to fund the plan. The actuary's calculated contribution rate is based on the entry age normal cost method, which produces the long-term rate of member and employer contributions sufficient to provide benefits for average future entrants to the plan. This rate may be adjusted for the amortization of any actuarial funding surplus and will be adjusted for the amortization of any unfunded actuarial liability.

The most recent actuarial valuation for the Municipal Pension Plan as at December 31, 2021 indicated a \$3,761 million funding surplus for basic pension benefits on a going concern basis. The next valuation will be as at December 31, 2024, with results available in late 2025.

The City paid \$10,324,978 (2022 – \$9,837,290) for employer contributions while employees paid \$9,020,755 (2022 – \$8,528,071) to the plan in 2023.

Employers participating in the plan record their pension expense as the amount of employer contributions made during the fiscal year (defined contribution pension plan accounting). This is because the plan records accrued liabilities and accrued assets for the plan in aggregate, resulting in no consistent and reliable basis for allocating the obligation, assets and cost to individual employers participating in the plan.

### 17. Employee future benefits:

The City provides benefits for sick leave and certain other retirement benefit arrangements to its employees.

All employees accumulate sick leave entitlement on a monthly basis and can only use this entitlement for paid time off under certain circumstances. Retirement benefit payments represent the City's share of the cost to provide employees with various benefits upon retirement. The accrued benefit obligation and the net periodic benefit cost were estimated, as at December 31, 2023, by an actuarial valuation completed as at December 31, 2022 and extrapolated to December 31, 2023.

Information about liabilities for the City's employee benefit plans is as follows:

	Sick leave	Retirement benefit payments	2023 Total	2022 Total
Accrued benefit obligation, beginning of year	\$ 4,227	\$ 6,193	\$ 10,420	\$ 11,615
Current service cost	345	450	795	1,427
Interest cost	196	281	477	305
Benefits paid	(572)	(475)	(1,047)	(930)
Actuarial loss (gain)	248	(194)	54	(1,997)
Accrued benefit obligation, end of year	4,444	6,255	10,699	10,420
Unamortized actuarial gain (loss)	948	(300)	648	788
Accrued benefit liability, end of year	\$ 5,392	\$ 5,955	\$ 11,347	\$ 11,208

## Notes to Consolidated Financial Statements (continued)

(Tabular amounts expressed in thousands of dollars, unless otherwise indicated)

Year ended December 31, 2023

The significant actuarial assumptions adopted in measuring the City's accrued benefit obligation are as follows:

	2023	2022
Discount rate	4.1%	4.5%
Expected future inflation rate	2.5%	2.5%
Expected wage and salary increase	2.5%	2.5%
Expected average remaining service period	11.4 years	11.4 years

### 18. Commitments and contingencies:

- (a) The City has entered into various agreements and contracts for services and construction with periods ranging from one to five years.
- (b) The City has a contingent liability with respect to debentures of the Greater Vancouver Water District, Greater Vancouver Sewerage and Drainage District and Metro Vancouver Regional District, to the extent provided for in their respective enabling acts, acts of incorporation and amending acts. Management does not consider payment under this contingency to be likely and therefore no amounts have been accrued.
- (c) The City is a defendant in several lawsuits in various stages. The potential claims against the City resulting from such litigation and not covered by insurance are currently undeterminable. Management considers that any outcome would not materially affect the consolidated financial statements of the City.
- (d) The City obtains debt instruments through the MFA. The City is also required to execute demand notes in connection with each debenture whereby the City may be required to loan certain amounts to the MFA. The demand notes are contingent in nature and are not reflected in the consolidated financial statements. Details of the contingent demand notes are as follows:

	2023	2022
Operating funds:		
General	\$ 468	\$ 468
Water utility	154	154
Sewer and drainage utility	71	71
	\$ 693	\$ 693

- (e) The City is a shareholder of the E-COMM Emergency Communications for British Columbia Incorporated ("E-Comm") whose services provided include regional 9-1-1 call centre for Metro Vancouver, Wide Area Radio network, dispatch operations, and records management. The City has 2 Class A shares and 1 Class B share (of a total of 37 Class A and 18 Class B shares issued and outstanding as at December 31, 2023). As a Class A shareholder, the City shares in both funding the future operations and capital obligations of E-Comm (in accordance with a cost sharing formula), including any lease obligations committed to by E-Comm up to the shareholder's withdrawal date.
- (f) The City has entered into an agreement with School District No. 43 (Coquitlam) (the "School District") related to a new secondary school site to build a shared school field and outdoor community amenities on the adjacent park site. The City's contribution to the project is estimated at \$37,660,000, which will be funded by a combination of capital reserves, a contribution from a developer and grants, and is included in the City's approved capital budget. Project work commenced in 2023 and is included in assets under construction in tangible capital assets in the amount of \$5,166,675. The project is expected to be completed in September 2026.
- (g) The City enters into agreements with other organizations to fund or deliver capital and other projects with periods ranging from one to five years. Management considers that the amounts would not materially affect the consolidated financial statements of the City.

## Notes to Consolidated Financial Statements (continued)

(Tabular amounts expressed in thousands of dollars, unless otherwise indicated)

Year ended December 31, 2023

### 19. Contractual rights:

The City's contractual rights arise from rights to receive payments under lease, license, rental, grant and other agreements. The City has contractual rights to receive the following amounts in the next five years and thereafter:

2024	\$	5,024
2025		1,756
2026		1,106
2027		773
2028		299
Thereafter		1,501
	\$	10,459

### 20. Trust funds:

	2023	2022
Assets:		
Cash and cash equivalents and investments	\$ 3,956	\$ 3,608
Due from City of Coquitlam	149	89
	4,105	3,697
Net assets:		
Cemetery perpetual fund (a)	3,327	2,919
Gravel pit fund (b)	778	778
	\$ 4,105	\$ 3,697

#### (a) Cemetery perpetual care fund:

The City operates the Robinson Memorial Park Cemetery and maintains a cemetery perpetual care fund in accordance with the *Cremation, Interment and Funeral Services Act*.

#### (b) Gravel pit fund:

The City is holding funds in trust for a third party to be used for the future remediation of land. Interest earned since March 1993 accrues to the City.

### 21. Related party transactions:

The City provides facilities to the following cultural groups at nominal cost:

- Evergreen Cultural Centre
- Coquitlam Heritage Society
- Place Des Arts

These non-profit organizations provide services to the community.

## Notes to Consolidated Financial Statements *(continued)*

(Tabular amounts expressed in thousands of dollars, unless otherwise indicated)

Year ended December 31, 2023

---

### 22. Segmented information:

The City is a diversified municipal government institution that provides a wide range of services to its citizens, including General Government Services, Protection Services, Engineering Services, Solid Waste Services, Planning and Development Services, Recreation and Culture Services, Water Supply Services, and Sewer and Drainage Services. For management reporting purposes, the City's operations and activities are organized and reported by Service Areas. Service Areas were created for the purpose of recording specific activities to attain certain objectives in accordance with regulations, restrictions and limitations.

City Services are provided by departments and their activities are reported in these Service Areas. Departments disclosed in the segmented information, along with the services they provide, are as follows:

#### ***General Government Services – Mayor and City Council, City Manager and Deputy City Manager, Corporate Services, Legislative Services Departments:***

The departments within General Government Services are responsible for adopting bylaws; adopting administrative policy; levying and collecting taxes and utilities; acquiring, disposing and managing City land assets; support of the City's integrated technology systems; ensuring effective financial management and communication; monitoring performance; and ensuring that high quality City service standards are met.

#### ***Protection Services – Police, Fire/Rescue, Emergency Planning, Licensing, and Bylaw Enforcement:***

The mandate of the Protection Services areas is to enforce laws, prevent crime, and maintain peace, order, and security by protecting life, property and the environment through the provision of emergency response, ensuring safety for the public.

#### ***Engineering Services:***

The Engineering and Public Works department is responsible for all aspects of the City's transportation systems, providing the community safe and efficient vehicular and active transportation infrastructure.

#### ***Solid Waste Services:***

The Solid Waste Services division is responsible for the collection of garbage and green waste as well as operating the Town Centre Recycling Depot.

#### ***Planning and Development Services:***

The Planning and Development department is responsible for preparing land use plans, bylaws and policies for sustainable development of the City, and for reviewing and approving new development.

#### ***Recreation and Culture Services – Parks, Recreation, Culture and Facilities and Public Library:***

The Recreation and Culture department is responsible for providing, facilitating the development of, and maintaining high quality parks, recreation and other City facilities and cultural services, including public libraries.

#### ***Water Supply Services:***

The Water Utility division distributes almost 20 million cubic meters of drinking water through the maintenance, operation, rehabilitation, and replacement of water mains, pump stations, pressure reducing valves, and storage reservoirs.

#### ***Sewer and Drainage Services:***

The Sewer and Drainage team is responsible for the conveyance of sanitary sewage to regional trunk mains and treatment plants through a network of sewer mains and pump stations. The team also manages and monitors the drainage and flood protection system consisting of storm sewers, pump stations, creeks, culverts, dikes, and storm water management facilities.

**Notes to Consolidated Financial Statements (continued)**

(Tabular amounts expressed in thousands of dollars, unless otherwise indicated)

Year ended December 31, 2023

**22. Segmented information (continued):**

	General Government	Protection	Engineering	Solid Waste	Planning and Development	Recreation and Culture (including Library)	Water Supply	Sewer and Drainage	2023 Total	2022 Total
Taxation	\$ 179,047	\$ -	\$ -	\$ -	\$ -	\$ -	\$ -	\$ 6,072	\$ 185,119	\$ 173,315
User rates	-	-	-	-	-	-	34,476	34,548	69,024	64,963
Fees and service charges	540	4,098	7,731	-	62,425	19,972	1,643	4,519	100,928	120,503
Rents and leases	2,282	7	-	-	-	2,149	-	-	4,438	3,762
Solid waste levies	-	-	-	9,291	-	-	-	-	9,291	8,939
Inspection and other fees	-	-	-	-	-	-	432	440	872	962
Grants	991	2,023	10,683	-	18,888	4,165	-	272	37,022	10,662
Grants, in lieu of taxes	4,367	-	-	-	-	-	-	-	4,367	4,023
Investment income	37,201	-	-	-	-	153	752	734	38,840	23,412
Casino host revenue	7,010	-	-	-	-	-	-	-	7,010	7,299
Municipal land sale	-	-	7,257	-	-	-	-	-	7,257	54,349
Contributed tangible capital assets	62,699	-	-	-	-	-	2,906	5,599	71,204	50,654
Other contributions	-	-	-	-	6,634	-	-	-	6,634	7,422
Cost recoveries	1,227	5,696	4,198	3	24	985	11	693	12,837	8,418
Penalties and interest on taxes	1,243	78	-	58	-	-	-	-	1,379	1,082
Other	105	9	1	-	6	52	-	-	173	2,164
<b>Total Revenue</b>	<b>\$ 296,712</b>	<b>\$ 11,911</b>	<b>\$ 29,870</b>	<b>\$ 9,352</b>	<b>\$ 87,977</b>	<b>\$ 27,476</b>	<b>\$ 40,220</b>	<b>\$ 52,877</b>	<b>\$ 556,395</b>	<b>\$ 541,929</b>

**Notes to Consolidated Financial Statements (continued)**

(Tabular amounts expressed in thousands of dollars, unless otherwise indicated)

Year ended December 31, 2023

## Notes to Consolidated Financial Statements (continued)

(Tabular amounts expressed in thousands of dollars, unless otherwise indicated)

Year ended December 31, 2023

### 22. Segmented information (continued):

	General Government	Protection	Engineering	Solid Waste	Planning and Development	Recreation and Culture (including Library)	Water Supply	Sewer and Drainage	2023 Total	2022 Total
Salaries and benefits	\$ 24,458	\$ 43,101	\$ 16,556	\$ 868	\$ 13,178	\$ 41,721	\$ 3,381	\$ 4,552	\$ 147,815	\$ 131,308
Consulting and professional services	935	36,576	3,481	3,350	59	4,355	1,266	3,605	53,627	54,082
Amortization	3,442	2,708	17,028	-	-	14,059	3,716	7,733	48,686	44,104
Regional District utility charges	-	-	16	-	-	-	16,946	14,591	31,553	31,942
Supplies and equipment	2,515	4,526	10,323	353	426	13,167	1,773	2,131	35,214	33,206
Grants and sponsorship	4,955	55	-	-	13	2,973	-	35	8,031	7,106
Utilities	39	317	880	-	-	3,301	427	146	5,110	4,743
Garbage collection and disposal	-	32	124	3,031	-	445	170	150	3,952	3,837
Maintenance	3,317	144	585	-	-	407	17	31	4,501	3,338
Debt interest payments	-	-	393	-	-	-	239	110	742	744
Insurance and claims	1,783	5	340	-	-	47	-	-	2,175	1,318
Courses and meetings	706	185	144	2	141	377	60	81	1,696	1,228
Telephone and communications	218	88	59	4	37	132	16	19	573	569
Advertising and media	275	13	12	13	2	129	6	-	450	473
Legal	359	2	30	-	-	47	29	56	523	318
Internal allocations	(8,531)	14	(10,318)	540	(481)	(1,427)	3,280	4,086	(12,837)	(11,821)
Other	614	48	7	-	-	279	-	23	971	1,839
<b>Total expenses</b>	<b>\$ 35,085</b>	<b>\$ 87,814</b>	<b>\$ 39,660</b>	<b>\$ 8,161</b>	<b>\$ 13,375</b>	<b>\$ 80,012</b>	<b>\$ 31,326</b>	<b>\$ 37,349</b>	<b>\$ 332,782</b>	<b>\$ 308,334</b>
<b>Annual surplus (deficit)</b>	<b>\$ 261,627</b>	<b>\$ (75,903)</b>	<b>\$ (9,790)</b>	<b>\$ 1,191</b>	<b>\$ 74,602</b>	<b>\$ (52,536)</b>	<b>\$ 8,894</b>	<b>\$ 15,528</b>	<b>\$ 223,613</b>	<b>\$ 233,595</b>

## Notes to Consolidated Financial Statements (continued)

(Tabular amounts expressed in thousands of dollars, unless otherwise indicated)

Year ended December 31, 2023

## Notes to Consolidated Financial Statements *(continued)*

(Tabular amounts expressed in thousands of dollars, unless otherwise indicated)

Year ended December 31, 2023

---

### 23. Financial risk management:

The City has exposure to the following risks from its use of financial instruments:

(a) Credit risk:

Credit risk is the risk of financial loss to the City if a counterparty to a financial instrument fails to meet its contractual obligations. The City's credit risk is primarily from its cash and cash equivalents, investments and accounts receivable.

Cash and cash equivalents are held with financial institutions who have high credit ratings. Given these high credit ratings, the City does not expect any counterparty to fail to meet its obligations.

The City minimizes credit risk in its investments by diversifying the investments portfolio across various financial institutions and the MFA and setting maximum limits for investment in various asset classes.

Development cost charges receivable are secured by letters of credit. The City can collect the outstanding property tax and utility receivables through the municipal property tax sale process. The City also monitors and assesses the collectability of its accounts receivable balance on an ongoing basis.

(b) Interest rate risk:

Interest rate risk is the risk that the fair value or future cash flows of a financial instrument will fluctuate because of changes in the market interest rates. The City's interest rate risk relates to its investments (note 4) and debt (note 10).

Investments are purchased with the intention to hold until maturity or for the long-term and not driven by speculative fluctuations in interest rates.

Interest rates on debt are fixed for 5 to 10 year terms.

(c) Liquidity risk:

Liquidity risk is the risk that the City will not be able to meet its financial obligations as they become due. The City manages liquidity risk by monitoring actual and forecasted cash flows and anticipated investing and financing activities to ensure that it will have sufficient liquidity to meet its liabilities when due. The City maintains strong liquidity from its cash and cash equivalents and investments (note 4). The City structures its investment portfolio to align with planned liquidity requirements for on-going operations and capital requirements.

There has been no significant change to the risk exposures related to financial instruments from the prior period.



## Notes to Consolidated Financial Statements (continued)

(Tabular amounts expressed in thousands of dollars, unless otherwise indicated)

Year ended December 31, 2023

### 24. Budget data:

The budget data presented in these consolidated financial statements is based upon the 2023 operating and capital budgets approved by City Council on February 13, 2023. The chart below reconciles the approved budget to the budget figure reported in these consolidated financial statements.

	<b>Budget amount</b>
Operating budget:	
Total revenue	\$ 452,556
Operating expenses	(303,740)
Non-asset capital expenses	(12,033)
Total expenses	(315,773)
Annual surplus per consolidated statement of operations	136,783
Less capital expenses	(116,478)
Less net funding transferred to capital reserves	(20,305)
Approved budget	\$ -

### 25. Comparative information:

Certain comparative information has been reclassified to conform with the financial statement presentation adopted for the current year.

# General Fund—Statement of Financial Position

# Schedule A

(Expressed in thousands of dollars)

Year ended December 31, 2023, with comparative information for 2022

	2023	2022
<b>Financial Assets</b>		
Cash, cash equivalents and investments	\$ 1,070,884	\$ 1,013,301
Accounts receivable	131,539	71,908
Land held for resale	50	10,721
	1,202,473	1,095,930
<b>Liabilities</b>		
Accounts payable and accrued liabilities	95,531	84,962
Employee future benefits	11,102	10,980
Deferred revenue	30,646	25,832
Development cost charges	145,465	96,366
Deposits	51,021	61,048
Debt	5,953	6,627
Asset retirement obligations	13,558	-
	353,276	285,815
Net financial assets	849,197	810,115
<b>Non-Financial Assets</b>		
Inventories of supplies	1,358	1,051
Prepaid expenses and land deposit	3,454	2,977
Tangible capital assets	2,037,182	1,872,688
	2,041,994	1,876,716
Accumulated surplus	\$ 2,891,191	\$ 2,686,831

# General Fund—Statement of Operations

# Schedule B

(Expressed in thousands of dollars)

Year ended December 31, 2023, with comparative information for 2022

	2023 budget	2023	2022
<b>Revenue:</b>			
Taxation	\$ 178,929	\$ 179,047	\$ 167,525
Grants	9,853	35,879	9,826
Grants, in lieu of taxes	3,900	4,367	4,023
Fees and service charges	76,958	94,632	115,176
Solid waste levies	9,320	9,291	8,939
Rents	3,816	4,439	3,762
Investment income	12,101	37,201	21,052
Penalties and interest on taxes	978	1,379	1,082
Casino host revenue	6,900	7,010	7,299
Municipal land sales	40,000	7,257	54,349
Contributed tangible capital assets	10,000	62,700	47,353
Other contributions	-	6,634	7,422
Cost recoveries	5,231	12,132	7,965
Other	1,567	136	2,130
Contributions from other funds	-	7,247	4,028
	<b>359,553</b>	<b>469,351</b>	<b>461,931</b>
<b>Expenses:</b>			
General government	23,054	27,774	24,806
Police protection	44,679	45,333	41,995
Fire protection	32,177	33,019	30,371
Other protection	3,875	3,730	3,430
Engineering	18,902	14,741	12,182
Solid waste	9,021	8,161	8,051
Planning and development	12,711	12,220	11,512
Parks, recreation and culture	57,109	57,831	54,166
Debt interest payments	379	393	411
Retroactive and severance pay	4,179	9,918	1,982
Amortization	27,000	36,496	32,196
Tangible capital assets adjustments	12,033	13,822	11,169
Contributions to other funds	-	4	-
	<b>245,119</b>	<b>263,442</b>	<b>232,271</b>
	<b>114,434</b>	<b>205,909</b>	<b>229,660</b>
Transfer to other funds	(745)	(1,549)	(4,894)
Annual surplus	113,689	204,360	224,766
Accumulated surplus, beginning of year	2,686,831	2,686,831	2,462,065
Accumulated surplus, end of year	\$ 2,800,520	\$ 2,891,191	\$ 2,686,831

# Water Utility Fund—Statement of Financial Position

# Schedule C

(Expressed in thousands of dollars)

December 31, 2023, with comparative information for 2022

	2023	2022
<b>Financial Assets</b>		
Cash, cash equivalents and investments	\$ 31,199	\$ 33,351
Accounts receivable	1,525	1,378
	<u>32,724</u>	<u>34,729</u>
<b>Liabilities</b>		
Accounts payable and accrued liabilities	2,443	3,331
Deferred revenue	165	174
Debt	3,517	3,801
Asset retirement obligations	213	-
	<u>6,338</u>	<u>7,306</u>
Net financial assets	26,386	27,423
<b>Non-Financial Assets</b>		
Inventories of supplies	80	88
Tangible capital assets	168,355	159,483
	<u>168,435</u>	<u>159,571</u>
Accumulated surplus	\$ 194,821	\$ 186,994

# Water Utility Fund—Statement of Operations

## Schedule D

(Expressed in thousands of dollars)

Year ended December 31, 2023, with comparative information for 2022

	2023 budget	2023	2022
Revenue:			
User rates	\$ 34,143	\$ 34,476	\$ 32,430
Water connection fees	869	1,643	1,609
Inspection and other fees	419	432	404
Investment income	584	752	858
Contributed tangible capital assets	5,000	2,906	2,080
Cost recoveries	-	11	9
Contributions from other funds	-	81	-
	41,015	40,301	37,390
Expenses:			
Administration	7,331	5,575	6,085
Water supply	18,248	16,946	18,002
Pumping	1,184	1,042	786
Operations and maintenance	3,493	3,246	2,852
Debt interest payments	228	239	228
Amortization	3,100	3,716	3,599
Tangible capital assets adjustments	-	563	4,199
Contributions to funds	-	1,530	3,520
	33,584	32,857	39,271
	7,431	7,444	(1,881)
Transfer from (to) other funds	(273)	383	4,525
Annual surplus	7,158	7,827	2,644
Accumulated surplus, beginning of year	186,994	186,994	184,350
Accumulated surplus, end of year	\$ 194,152	\$ 194,821	\$ 186,994

# Sewer and Drainage Utility Fund—Statement of Financial Position

## Schedule E

(Expressed in thousands of dollars)

December 31, 2023, with comparative information for 2022

	2023	2022
<b>Financial Assets</b>		
Cash, cash equivalents and investments	\$ 68,617	\$ 68,450
Accounts receivable	1,497	1,805
	<u>70,114</u>	<u>70,255</u>
<b>Liabilities</b>		
Accounts payable and accrued liabilities	4,206	2,985
Deferred revenue	8,161	8,200
Debt	1,622	1,751
Asset retirement obligations	247	-
	<u>14,236</u>	<u>12,936</u>
Net financial assets	55,878	57,319
<b>Non-Financial Assets</b>		
Inventories of supplies	42	34
Tangible capital assets	379,200	366,874
	<u>379,242</u>	<u>366,908</u>
Accumulated surplus	<u>\$ 435,120</u>	<u>\$ 424,227</u>

# Sewer and Drainage Utility Fund—Statement of Operations

# Schedule F

(Expressed in thousands of dollars)

Year ended December 31, 2023, with comparative information for 2022

	2023 budget	2023	2022
Revenue:			
Sewer and drainage taxes	\$ 6,063	\$ 6,072	\$ 5,790
User rates	34,557	34,548	32,533
Grants	2,100	272	501
Fees and service charges	2,971	4,519	3,610
Inspection and other fees	520	440	558
Investment income	319	734	1,459
Contributed tangible capital assets	5,000	5,599	1,221
Cost recoveries	7	693	444
	51,537	52,877	46,116
Expenses:			
Administration	12,747	7,229	7,124
Collection and disposal	4,691	5,364	7,034
Pumping	930	1,048	813
Greater Vancouver Sewerage and Drainage District	15,023	14,591	13,924
Debt interest payments	105	110	105
Amortization	7,000	7,733	7,578
Tangible capital assets adjustments	-	1,274	3,316
Contributions to other funds	-	5,799	507
	40,496	43,148	40,401
	11,041	9,729	5,715
Transfer from (to) other funds	-	1,164	368
Annual surplus	11,041	10,893	6,083
Accumulated surplus, beginning of year	424,227	424,227	418,144
Accumulated surplus, end of year	\$ 435,268	\$ 435,120	\$ 424,227

## Reserve Fund Balances

## Schedule G

(Expressed in thousands of dollars)

Year ended December 31, 2023, with comparative information for 2022

	Opening balance	Transfers and reclassifications	Contributions and interest	Project funding and expenses	Closing balance
Reserves for operating purposes:					
Building maintenance reserve	\$ 1,889	\$ -	\$ 1,391	\$ (1,474)	\$ 1,806
City initiatives reserve	13,968	(930)	17,044	(6,210)	23,872
Commodity tax payable reserve	500	-	-	-	500
Development stabilization reserve	2,729	-	1,818	(426)	4,121
Economic development reserve	436	-	-	-	436
Election reserve	212	-	150	-	362
Extreme weather reserve	1,000	931	132	(63)	2,000
Insurance reserve	15,255	-	862	(272)	15,845
Other operating reserves	2,880	(743)	426	(324)	2,239
Public safety reserve	2,621	-	327	(155)	2,793
Soil removal fees reserve	1,493	(100)	185	(37)	1,541
Specified area reserve	1,474	743	73	(52)	2,238
Sponsorship reserve	664	-	224	(254)	634
Tree risk management reserve	344	-	19	-	363
Waste utility reserve	6,126	-	1,078	(13)	7,191
Work in progress reserve	12,778	-	-	(12,330)	448
WorkSafeBC reserve	917	-	279	(260)	936
<b>Total reserves for operating purposes</b>	<b>\$ 65,286</b>	<b>\$ (99)</b>	<b>\$ 24,008</b>	<b>\$ (21,870)</b>	<b>\$ 67,325</b>



## Reserve Fund Balances

## Schedule G (continued)

(Expressed in thousands of dollars)

Year ended December 31, 2023, with comparative information for 2022

	Opening balance	Transfers and reclassifications	Contributions and interest	Project funding and expenses	Closing balance
Capital statutory reserves:					
Capital purposes:					
Casino municipal reserve	\$ 21,756	\$ -	\$ 7,001	\$ (4,591)	\$ 24,166
Community amenity contributions reserve	16,849	(4,626)	5,865	-	18,088
Community benefits reserve	2,801	-	506	(36)	3,271
DCC matching reserve	18,256	-	4,314	(2,581)	19,989
Density bonus reserve	105,699	(21,516)	37,288	(11,115)	110,356
Frontage works reserve	3,987	-	1,984	(2,377)	3,594
Land sale reserve investment fund	29,324	(1,730)	11,461	(4,164)	34,891
Land sales reserve	265,105	2,126	10,670	(18,297)	259,604
Major facilities reserve	30,902	15,856	1,495	-	48,253
Major transportation reserve	62,618	5,000	9,993	(2)	77,609
Multi-modal statutory reserve	890	-	207	-	1,097
Non-DCC eligible parks amenities reserve	1,114	-	1,672	(150)	2,636
Parkland acquisition 5% cash in lieu reserve	24,651	-	1,489	(2)	26,138
Parking in lieu statutory reserve	1,422	-	228	-	1,650
	585,374	(4,890)	94,173	(43,315)	631,342
Community purposes:					
Affordable housing reserve	21,961	-	1,412	(13)	23,360
Casino community reserve	1,103	-	919	(880)	1,142
Child care partnership reserve	-	-	1,348	-	1,348
Local government climate action program reserve	438	-	458	(265)	631
	23,502	-	4,137	(1,158)	26,481
Asset replacement purposes					
Building asset replacement reserve	27,709	218	5,149	(19,500)	13,576
Equipment and component replacement reserve	59,175	-	19,649	(23,104)	55,720
Park and sportsfield infrastructure replacement reserve	5,220	886	2,315	(5,122)	3,299
Road asset replacement reserve	14,715	695	3,221	(4,934)	13,697
Vehicle replacement reserve	26,523	-	4,920	(3,618)	27,825
Waste bins replacement reserve	2,975	-	453	(42)	3,386
	136,317	1,799	35,707	(56,320)	117,503
<b>Total capital statutory reserves</b>	<b>\$ 745,193</b>	<b>\$ (3,091)</b>	<b>\$ 134,017</b>	<b>\$ (100,793)</b>	<b>\$ 775,326</b>

## Reserve Fund Balances

## Schedule G (continued)

(Expressed in thousands of dollars)

Year ended December 31, 2023, with comparative information for 2022

	Opening balance	Transfers and reclassifications	Contributions and interest	Project funding and expenses	Closing balance
Capital non-statutory reserves:					
Equipment replacement reserve	\$ 5,238	\$ -	\$ 2,447	\$ (909)	\$ 6,776
Growing Communities Fund Reserve	-	-	18,635	(4,000)	14,635
Local area service reserve	2,330	-	-	(21)	2,309
Other capital reserves	736	1,009	82	(23)	1,804
Park and ride reserve	4,312	-	-	-	4,312
Restricted debt reserve	507	-	-	(96)	411
Specific projects-in-progress reserve	24,809	(1,009)	1,804	(2,224)	23,380
Waste utility reserve	524	-	-	(148)	376
Water utility reserve	899	-	-	-	899
<b>Total capital non-statutory reserves</b>	<b>\$ 39,355</b>	<b>\$ -</b>	<b>\$ 22,968</b>	<b>\$ (7,421)</b>	<b>\$ 54,902</b>
<b>Total capital reserves</b>	<b>\$ 784,548</b>	<b>\$ (3,091)</b>	<b>\$ 156,985</b>	<b>\$ (108,214)</b>	<b>\$ 830,228</b>

## Growing Communities Fund

## Schedule H

(Expressed in thousands of dollars)

(Unaudited)

Year ended December 31, 2023

The Province of British Columbia distributed conditional Growing Communities Fund grants to communities at the end of March 2023 to help local governments build community infrastructure and amenities to meet the demands of population growth. The fund provided a one-time total of \$1 billion in grants to all 161 municipalities and 27 regional districts in British Columbia.

The City received \$18,635,000 of funding in March 2023.

Funding received	\$ 18,635,000
Items to which funding was applied:	
Burke Mountain joint school/park site	4,000,000
<b>Balance, December 31, 2023</b>	<b>\$ 14,635,000</b>

# 2023 Annual Report

*For the year ended December 31, 2023*

---

## Financial Statements of Coquitlam Public Library

**Auditors:**

KPMG LLP

**Prepared by:**

Management of the  
Coquitlam Public Library

# Independent Auditors' Report

---

To the Board of Trustees of Coquitlam Public Library

## Opinion

We have audited the financial statements of Coquitlam Public Library (the "Library"), which comprise:

- the statement of financial position as at December 31, 2023
- the statement of operations for the year then ended
- the statement of changes in net financial assets for the year then ended
- the statement of cash flows for the year then ended
- and notes to the financial statements, including a summary of significant accounting policies

(hereinafter referred to as the "financial statements").

In our opinion, the accompanying financial statements present fairly, in all material respects, the financial position of the Library as at December 31, 2023, and its results of operations, its changes in net financial assets and its cash flows for the year then ended in accordance with Canadian public sector accounting standards.

## Basis for Opinion

We conducted our audit in accordance with Canadian generally accepted auditing standards. Our responsibilities under those standards are further described in the "**Auditor's Responsibilities for the Audit of the Financial Statements**" section of our auditor's report.

We are independent of the Library in accordance with the ethical requirements that are relevant to our audit of the financial statements in Canada and we have fulfilled our other ethical responsibilities in accordance with these requirements.

We believe that the audit evidence we have obtained is sufficient and appropriate to provide a basis for our opinion.

## Responsibilities of Management and Those Charged with Governance for the Financial Statements

Management is responsible for the preparation and fair presentation of the financial statements in accordance with Canadian public sector accounting standards, and for such internal control as management determines is necessary to enable the preparation of financial statements that are free from material misstatement, whether due to fraud or error.

In preparing the financial statements, management is responsible for assessing the Library's ability to continue as a going concern, disclosing as applicable, matters related to going concern and using the going concern basis of accounting unless management either intends to liquidate the Library or to cease operations, or has no realistic alternative but to do so.

Those charged with governance are responsible for overseeing the Library's financial reporting process.

## Independent Auditors' Report (continued)

### Auditor's Responsibilities for the Audit of the Financial Statements

Our objectives are to obtain reasonable assurance about whether the financial statements as a whole are free from material misstatement, whether due to fraud or error, and to issue an auditor's report that includes our opinion.

Reasonable assurance is a high level of assurance, but is not a guarantee that an audit conducted in accordance with Canadian generally accepted auditing standards will always detect a material misstatement when it exists.

Misstatements can arise from fraud or error and are considered material if, individually or in the aggregate, they could reasonably be expected to influence the economic decisions of users taken on the basis of the financial statements.

As part of an audit in accordance with Canadian generally accepted auditing standards, we exercise professional judgment and maintain professional skepticism throughout the audit.

We also:

- Identify and assess the risks of material misstatement of the financial statements, whether due to fraud or error, design and perform audit procedures responsive to those risks, and obtain audit evidence that is sufficient and appropriate to provide a basis for our opinion.

The risk of not detecting a material misstatement resulting from fraud is higher than for one resulting from error, as fraud may involve collusion, forgery, intentional omissions, misrepresentations, or the override of internal control.

- Obtain an understanding of internal control relevant to the audit in order to design audit procedures that are appropriate in the circumstances, but not for the purpose of expressing an opinion on the effectiveness of the Library's internal control.

- Evaluate the appropriateness of accounting policies used and the reasonableness of accounting estimates and related disclosures made by management.
- Conclude on the appropriateness of management's use of the going concern basis of accounting and, based on the audit evidence obtained, whether a material uncertainty exists related to events or conditions that may cast significant doubt on Library's ability to continue as a going concern. If we conclude that a material uncertainty exists, we are required to draw attention in our auditor's report to the related disclosures in the financial statements or, if such disclosures are inadequate, to modify our opinion. Our conclusions are based on the audit evidence obtained up to the date of our auditor's report. However, future events or conditions may cause Library to cease to continue as a going concern.
- Evaluate the overall presentation, structure, and content of the financial statements, including the disclosures, and whether the financial statements represent the underlying transactions and events in a manner that achieves fair presentation.
- Communicate with those charged with governance regarding, among other matters, the planned scope and timing of the audit and significant audit findings, including any significant deficiencies in internal control that we identify during our audit.



Chartered Professional Accountants

Vancouver, Canada

April 23, 2024


## Statement of Financial Position

December 31, 2023, with comparative information for 2022

	2023	2022
<b>Financial Assets</b>		
Cash	\$ 2,313,989	\$ 1,309,097
Investments (note 4)	503,957	481,056
Accounts receivable	37,601	41,785
	<u>2,855,547</u>	<u>1,831,938</u>
<b>Liabilities</b>		
Accrued salaries and benefits (note 10)	1,045,475	580,714
Accounts payable and accrued liabilities	220,034	170,187
Obligation for leased tangible capital asset (note 5)	26,479	48,041
Deferred revenue	-	40,664
	<u>1,291,988</u>	<u>839,606</u>
Net financial assets	1,563,559	992,332
<b>Non-Financial Assets</b>		
Tangible capital assets (note 6)	2,196,189	2,232,178
Prepaid expenses	56,910	59,196
	<u>2,253,099</u>	<u>2,291,374</u>
Commitments (note 12)		
Accumulated surplus (note 7)	<u>\$ 3,816,658</u>	<u>\$ 3,283,706</u>

See accompanying notes to financial statements.

Approved on behalf of the Library Board:



Director



Director

## Statement of Operations

Year ended December 31, 2023, with comparative information for 2022

	2023 Budget (note 13)	2023	2022
<b>Revenue:</b>			
Grants (note 8)	\$ 6,721,851	\$ 7,309,770	\$ 6,241,949
Interest	25,000	152,610	42,707
Fines and fees	55,000	76,602	63,426
Photocopying services	50,000	57,215	44,000
Book sales	8,000	12,860	12,164
Fundraising activities	6,000	19,524	11,032
Other	24,800	4,993	10,638
	<b>6,890,651</b>	<b>7,633,574</b>	<b>6,425,916</b>
<b>Expenses:</b>			
Amortization	731,000	740,832	730,595
Building and grounds maintenance	185,000	180,974	169,809
Conferences and courses	74,000	55,205	77,314
Insurance	44,208	46,862	41,665
InterLINK assessment (note 12(a))	51,000	35,533	33,323
Magazines and online subscriptions	354,266	365,563	382,527
Professional fees	60,000	105,322	81,515
Promotion and publicity	50,000	77,413	48,736
Salaries and benefits	4,684,362	4,797,528	4,144,066
Supplies and equipment	80,300	72,637	67,056
Telecommunications, computer charges and utilities	410,300	448,371	379,024
Transportation	45,200	32,539	42,094
Rental, administration and other	135,100	141,843	126,612
	<b>6,904,736</b>	<b>7,100,622</b>	<b>6,324,336</b>
Annual surplus (deficit)	(14,085)	532,952	101,580
Accumulated surplus, beginning of year	3,283,706	3,283,706	3,182,126
Accumulated surplus, end of year	\$ 3,269,621	\$ 3,816,658	\$ 3,283,706

See accompanying notes to financial statements.

## Statement of Changes in Net Financial Assets

Year ended December 31, 2023, with comparative information for 2022

	2023 Budget (note 13)	2023	2022
Annual surplus (deficit)	\$ (14,085)	\$ 532,952	\$ 101,580
Acquisition of tangible capital assets	(716,915)	(704,843)	(662,471)
Amortization of tangible capital assets	731,000	740,832	730,595
	-	568,941	169,704
Acquisition of prepaid expenses	-	(56,910)	(59,196)
Use of prepaid expenses	-	59,196	51,753
Change in net financial assets	-	571,227	162,261
Net financial assets, beginning of year	992,332	992,332	830,071
Net financial assets, end of year	\$ 992,332	\$ 1,563,559	\$ 992,332

See accompanying notes to financial statements.



## Statement of Cash Flows

Year ended December 31, 2023, with comparative information for 2022

	2023	2022
Cash provided by (used in):		
Operating activities:		
Annual surplus (deficit)	\$ 532,952	\$ 101,580
Amortization, an item not involving cash	740,832	730,595
Changes in non-cash operating working capital:		
Decrease (increase) in accounts receivable	4,184	(13,846)
Decrease (increase) in prepaid expenses	2,286	(7,443)
Increase in accrued salaries and benefits	464,761	3,126
Increase (decrease) in accounts payable and accrued liabilities	49,847	(31,578)
Increase (decrease) in deferred revenue	(40,664)	40,664
	1,754,198	823,098
Capital activities:		
Cash used to acquire tangible capital assets	(704,843)	(662,471)
Financing activities:		
Principal payments under obligations for leased tangible capital assets	(21,562)	(21,489)
Investing activities:		
Increase in investments	(22,901)	(6,530)
Change in cash	1,004,892	132,608
Cash, beginning of year	1,309,097	1,176,489
Cash, end of year	\$ 2,313,989	\$ 1,309,097

See accompanying notes to financial statements.

## Notes to Financial Statements

Year ended December 31, 2023

### 1. Operations:

Coquitlam Public Library (the “Library”), which is funded primarily by the City of Coquitlam (the “City”), was established in 1977 pursuant to the Library Act of British Columbia (Part 2) as a Municipal Public Library. The Library is governed by a nine member municipally appointed Board of Trustees (the “Board”). The Board, on behalf of the residents and taxpayers of the City, oversees the management and operation of the Library and further serves as a policy making body for the organization.

### 2. Significant accounting policies:

These financial statements are prepared in accordance with Canadian public sector accounting standards, and include the following policies:

#### (a) Budget information:

Budget information, presented in these financial statements, is based on the 2023 operating and capital budgets developed by management. The 2023 budget was approved by the Board on February 22, 2023. Note 13 reconciles the budget developed by management and approved by the Board to the budget figures reported in the financial statements.

#### (b) Investments:

Investments are recorded at cost which approximates market value.

#### (c) Deferred revenue:

Contributions restricted for the acquisition of tangible capital assets and program related expenditures are deferred and recorded as revenue in the period that the funds are spent.

#### (d) Non-financial assets:

Non-financial assets are not available to discharge existing liabilities and are held for use in the provision of services. They have useful lives extending beyond the current year and are not intended for sale in the ordinary course of operations.

#### (e) Tangible capital assets:

Tangible capital assets are initially recorded at cost, which includes amounts that are directly attributable to the acquisition, construction, development or betterment of the asset. The cost, less residual value of the tangible capital assets, is amortized on either a straight-line basis or declining balance basis over their estimated useful lives as follows:

Asset	Basis	Rate
Automotive	Straight line	5 to 10 years
Leasehold improvements	Straight line	5 years
Library collections	Straight line	6 years
Security equipment	Straight line	5 years
Computer equipment	Declining balance	30%
Furniture and equipment	Declining balance	7% to 20%
Leased tangible capital assets	Straight line	Lease term

## Notes to Financial Statements *(continued)*

Year ended December 31, 2023

---

Land and buildings used in the library operations are owned by the City and recorded in the City's financial statements.

Amortization commences when the asset is available for use.

(i) Contributions of tangible capital assets:

Tangible capital assets received as contributions are recorded at their fair value at the date of receipt and are recorded as revenue

(ii) Leased tangible capital assets:

Leases, which transfer substantially all of the benefits and risks incidental to ownership of property, are accounted for as leased tangible capital assets. All other leases are accounted for as operating leases and the related payments are charged to expenses as incurred.

(f) Functional and object reporting:

The operations of the Library are comprised of a single function, library operations. As a result, the expenses of the Library are presented by object in the statement of operations.

(g) Employee future benefits:

The Library and its employees make contributions to the Municipal Pension Plan. These contributions are expensed as incurred.

Sick leave benefits and retirement severance benefits are also available to the Library's employees. The costs of these benefits are actuarially determined based on service and best estimates of retirement ages and expected future salary and wage increases. The obligation under these benefit plans are accrued based on projected benefits as the employees render services necessary to earn the future benefits. Actuarial gains and losses are amortized over the period equal to the employees' average remaining service life of 11.4 years (2022 – 11.4 years).

(h) Government transfers:

Restricted transfers from governments are deferred and are recognized as revenue in the year in which the related expenditures are incurred or the stipulations in the related agreement are met. Unrestricted transfers are recognized as revenue when received.

(i) Fines and fees revenue:

The Library recognizes fines and fees as revenue upon receipt.

## Notes to Financial Statements (*continued*)

Year ended December 31, 2023

---

(j) Financial instruments:

Financial instruments include cash, investments, accounts receivable, accrued salaries and benefits, and accounts payable and accrued liabilities.

Financial instruments are recorded at fair value on initial recognition. Equity instruments and derivatives that are quoted in an active market are subsequently recorded at fair value as at the reporting date. All other financial instruments are subsequently recorded at cost or amortized cost unless management elects to carry the instruments at fair value. The Library has not elected to carry any other financial instruments at fair value.

Unrealized changes in fair value are recognized on the statement of remeasurement gains and losses. They are recorded in the statement of operations when they are realized. There are no unrealized changes in fair value as at December 31, 2023 and December 31, 2022. As a result, the Library does not have a statement of remeasurement gains and losses.

Transaction costs incurred on the acquisition of financial instruments subsequently measured at fair value are expensed as incurred.

All financial assets are assessed for impairment on an annual basis. When a decline is determined to be other than temporary, the amount of the loss is reported in the statement of operations.

(k) Measurement uncertainty:

The preparation of the financial statements requires management to make estimates and assumptions that affect the reported amounts of assets and liabilities and disclosure of contingent assets and liabilities at the date of the financial statements and the reported amounts of revenue and expenses during the reporting period. Actual results could differ from those estimates. These estimates are reviewed periodically, and, as adjustments become necessary, they are reported in earnings in the year in which they become known.

### 3. Adoption of new accounting standards:

(a) PS 3280 *Asset Retirement Obligations*:

On January 1, 2023, the Library adopted Canadian public sector accounting standard PS 3280 *Asset Retirement Obligations*. An asset retirement obligation is recognized when, as at the financial reporting date, all of the following criteria are met:

- (i) There is a legal obligation to incur retirement costs in relation to a tangible capital asset;
- (ii) The past transaction or event giving rise to the liability has occurred;
- (iii) It is expected that future economic benefits will be given up; and,
- (iv) A reasonable estimate of the amount can be made.

The estimate of the asset retirement obligation includes costs directly attributable to the asset retirement activities and is recorded as a liability. As at December 31, 2023, the Library determined that there are no asset retirement obligations associated with its tangible capital assets and hence, the adoption of this standard did not have any impact on the amounts presented in these financial statements.

## Notes to Financial Statements (continued)

Year ended December 31, 2023

(b) PS 3450 *Financial Instruments* and related standards:

On January 1, 2023, the Library adopted Canadian public sector accounting standard PS 3450 *Financial Instruments*, PS 2601 *Foreign Currency Translation*, PS 1201 *Financial Statement Presentation* and PS 3041 *Portfolio Investments*. Under PS 3450 *Financial Instruments*, all financial instruments are included on the statement of financial position and are measured at either fair value or amortized cost based on the characteristics of the instrument and the Library’s accounting policy choices (see note 2(j)).

The adoption of these standards did not have any impact on the amounts presented in these financial statements.

#### 4. Investments:

The investments balance of \$503,957 (2022 – \$481,056) is comprised of guaranteed investment certificates earning interest at 5.00% to 5.47% (2022 – 4.04% to 4.36%) and maturing in 2024.

#### 5. Obligation for leased tangible capital asset:

The tangible capital lease obligation for the Library’s photocopier is as follows:

2024	\$	21,676
2025		10,838
Total minimum lease payments		32,514
Less amount representing interest at borrowing rate of 1.00% per quarter		6,035
Present value of minimum capital lease payments		\$ 26,479

Total interest paid on the capital lease obligations during the year was \$115 (2022 – \$187).

**Notes to Financial Statements (continued)**

Year ended December 31, 2023

**6. Tangible capital assets:**

<b>Cost</b>	<b>Balance, December 31, 2022</b>	<b>Additions net of transfers</b>	<b>Disposals</b>	<b>Balance, December 31, 2023</b>
Automotive	\$ 92,517	\$ -	\$ -	\$ 92,517
Leasehold improvements	217,577	-	-	217,577
Library collections	2,762,363	552,224	(434,012)	2,880,575
Security equipment	200,101	-	-	200,101
Computer equipment	1,091,497	76,981	-	1,168,478
Furniture and equipment	1,848,869	75,638	-	1,924,507
Asset under capital lease	106,542	-	-	106,542
	<b>\$ 6,319,466</b>	<b>\$ 704,843</b>	<b>\$ (434,012)</b>	<b>\$ 6,590,297</b>
<b>Accumulated amortization</b>	<b>Balance, December 31, 2022</b>	<b>Amortization</b>	<b>Disposals</b>	<b>Balance, December 31, 2023</b>
Automotive	\$ 66,912	\$ 3,104	\$ -	\$ 70,016
Leasehold improvements	151,734	23,957	-	175,691
Library collections	1,609,646	476,331	(434,012)	1,651,965
Security equipment	200,101	-	-	200,101
Computer equipment	789,453	102,160	-	891,613
Furniture and equipment	1,209,832	113,604	-	1,323,436
Asset under capital lease	59,610	21,676	-	81,286
	<b>\$ 4,087,288</b>	<b>\$ 740,832</b>	<b>\$ (434,012)</b>	<b>\$ 4,394,108</b>
<b>Net book value</b>	<b>Balance, December 31, 2022</b>			<b>Balance, December 31, 2023</b>
Automotive	\$ 25,605			\$ 22,501
Leasehold improvements	65,843			41,886
Library collections	1,152,717			1,228,610
Security equipment	-			-
Computer equipment	302,044			276,865
Furniture and equipment	639,037			601,071
Assets under capital lease	46,932			25,256
	<b>\$ 2,232,178</b>			<b>\$ 2,196,189</b>

**Notes to Financial Statements (continued)**

Year ended December 31, 2023

**7. Accumulated surplus:**

Accumulated surplus consists of fund surplus and reserve funds as follows:

	Investment in tangible capital assets	Reserves for capital purposes (a)	Reserves for operating purposes (b)	Total
Balance, December 31, 2022	\$ 2,184,137	\$ 501,520	\$ 598,049	\$ 3,283,706
Annual surplus (deficit)	(740,832)	-	1,273,784	532,952
Changes in investment in tangible capital assets	726,405	(11,515)	(714,890)	-
Interfund transfers	-	39,323	(39,323)	-
Balance, December 31, 2023	\$ 2,169,710	\$ 529,328	\$ 1,117,620	\$ 3,816,658

(a) Reserves for capital purposes as at December 31, 2023 are comprised of \$499,954 for information technology projects and \$29,374 for furniture and equipment.

(b) Reserves for operating purposes as at December 31, 2023 include \$428,225 for library enhancement projects, \$42,218 for the Library Link and \$26,250 for a race and social equity project. The remaining balance of \$620,927 are the Library's unrestricted surplus.

**8. Grants revenue:**

	2023 Budget	2023	2022
City of Coquitlam	\$ 6,438,881	\$ 6,438,880	\$ 5,907,028
Province of British Columbia:			
Operating	272,770	288,422	272,770
Enhancement grant (non-recurring)	-	526,304	-
Other non-recurring	-	45,664	59,951
Community Service Clubs	10,200	10,500	2,200
	\$ 6,721,851	\$ 7,309,770	\$ 6,241,949

Notes to Financial Statements *(continued)*

Year ended December 31, 2023

**9. Pension Plan:**

The Library and its employees contribute to the Municipal Pension Plan (the “Plan”), a jointly trustee pension plan. The Board of Trustees, representing plan members and employers, is responsible for overseeing the management of the Plan, including the investment of the assets and administration of benefits. The Plan is a multi-employer contributory pension plan. Basic pension benefits provided are based on a formula. The Plan has about 240,000 active members and approximately 124,000 retired members. Active members include approximately 43,000 contributors from local governments.

Every three years, an actuarial valuation is performed to assess the financial position of the Plan and the adequacy of plan funding. The most recent valuation as at December 31, 2021 indicated a \$3.761 billion funding surplus for basic pension benefits on a going concern basis. The next actuarial valuation will be performed as at December 31, 2024 with results available in 2025. Employers participating in the Plan record their pension expense as the amount of employer contributions made during the fiscal year (defined contribution pension plan accounting). This is because the Plan records accrued liabilities and accrued assets for the Plan in aggregate with the result that there is no consistent and reliable basis for allocating the obligation, assets and cost to the individual employers participating in the Plan.

The Library paid \$272,294 (2022 – \$267,553) for employer contributions to the Plan in 2023. Employees paid \$251,820 (2022 – \$247,435) for employee contributions to the Plan in 2023.

**10. Employee future benefits:**

The Library provides benefits for sick leave and certain other retirement benefit arrangements to its employees.

All employees accumulate sick leave entitlement on a monthly basis and can only use this entitlement for paid time off under certain circumstances. Retirement benefit payments represent the Library’s share of the cost to provide employees with various benefits upon retirement. The accrued benefit obligation and the net periodic benefit cost were estimated by an actuarial valuation report as of December 31, 2022 and extrapolated to December 31, 2023.

The total expenses recorded in the financial statements in respect of obligations under these plans amount to \$23,700 (2022 – \$29,600).

Information about liabilities for the Library’s employee benefit plans is as follows:

	Sick leave	Retirement benefit payments	2023 Total	2022 Total
Accrued benefit obligation:				
Balance, beginning of year	\$ 81,400	\$ 98,800	\$ 180,200	\$ 246,200
Current service cost	7,600	9,800	17,400	18,800
Interest cost	3,900	4,700	8,600	6,300
Benefits paid	(3,400)	(3,300)	(6,700)	(13,800)
Actuarial loss (gain)	2,200	(2,300)	(100)	(77,300)
Accrued benefit obligation, end of year	91,700	107,700	199,400	180,200
Unamortized actuarial gain (loss)	60,200	(14,800)	45,400	47,600
Accrued sick and retirement liability	\$ 151,900	\$ 92,900	\$ 244,800	\$ 227,800



## Notes to Financial Statements (continued)

Year ended December 31, 2023

The accrued sick and retirement liabilities are included as part of accrued salaries and benefits on the statement of financial position.

The significant actuarial assumptions adopted in measuring the Library’s accrued benefit obligation are as follows:

	2023	2022
Discount rate	4.1%	4.5%
Expected future inflation rate	4.1%	4.5%
Expected wage and salary increase	4.1%	4.5%

### 11. Credit facility:

The Library has a revolving demand credit facility with a credit limit of \$500,000 which bears interest at an annual rate of prime plus 0.5% per annum. No amounts were outstanding under the line of credit as at December 31, 2023.

### 12. Commitment:

#### (a) InterLink:

The Library is a member of InterLINK, which provides interlibrary loans for the Library’s patrons from 16 other participating libraries in other municipalities. The Library has a contractual agreement with InterLINK to pay the annual assessment fee which, for 2023, was \$35,533 (2022 – \$33,323). The annual assessment fee for 2024 and subsequent years cannot currently be determined.

#### (b) Capital commitment:

In 2022, the Library entered into an agreement to purchase IT equipment for \$299,557. \$217,806 (2022 – \$206,291) of the IT equipment was delivered in 2022 and 2023, and the remaining items totaling \$81,751 will be delivered in 2024.

### 13. Budget data:

The budget data presented in these financial statements is based upon the 2023 budget developed by management. The 2023 budget was approved by the Board on February 22, 2023. The chart below reconciles the budget developed by management to the budget figures reported in these financial statements.

Revenue:		
Operating	\$	6,890,651
Expenses:		
Operating		6,173,736
Capital		1,447,915
		7,621,651
Annual deficit per budget		(731,000)
Add: capital expenditures recorded as tangible capital assets		716,915
Annual deficit per statement of operations	\$	(14,085)

## Notes to Financial Statements (*continued*)

Year ended December 31, 2023

---

### 14. Financial risk management

The Board ensures that the Library has identified its major risks and ensures that management monitors and mitigates them.

(a) Credit risk:

Credit risk is the risk of financial loss if a counterparty to a financial instrument fails to meet its contractual obligations. The Library is exposed to credit risk with respect to its cash, investments and accounts receivable. The Library limits its exposure to credit risk by placing its cash and investments with high credit quality financial institutions. The Library's credit risk related to accounts receivable is minimal as receivables are with parties that have a low risk of collectability.

(b) Liquidity risk:

Liquidity risk is the risk that the Library will not be able to meet its obligations as they fall due. The Library is exposed to liquidity risk with respect to its accrued salaries and benefits, accounts payable and accrued liabilities. The Library maintains adequate levels of working capital to ensure all obligations can be met when they fall due. Investments are also held in securities that can be liquidated in the short-term.

(c) Interest rate risk:

Interest rate risk is the risk that the fair value or future cash flows of a financial instrument will fluctuate because of changes in the market interest rates. The Library is exposed to interest rate risk on its investments (note 4). Fixed rate instruments subject the Library to a fair value risk since fair value fluctuates inversely to changes in market interest rates.

There has been no change to the financial risks from the prior year.

# 2023 Annual Report

*For the year ended December 31, 2023*

---

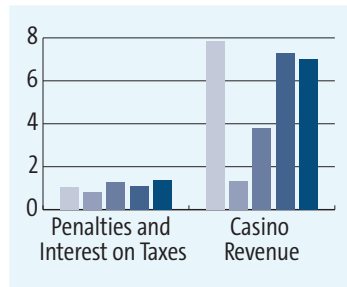
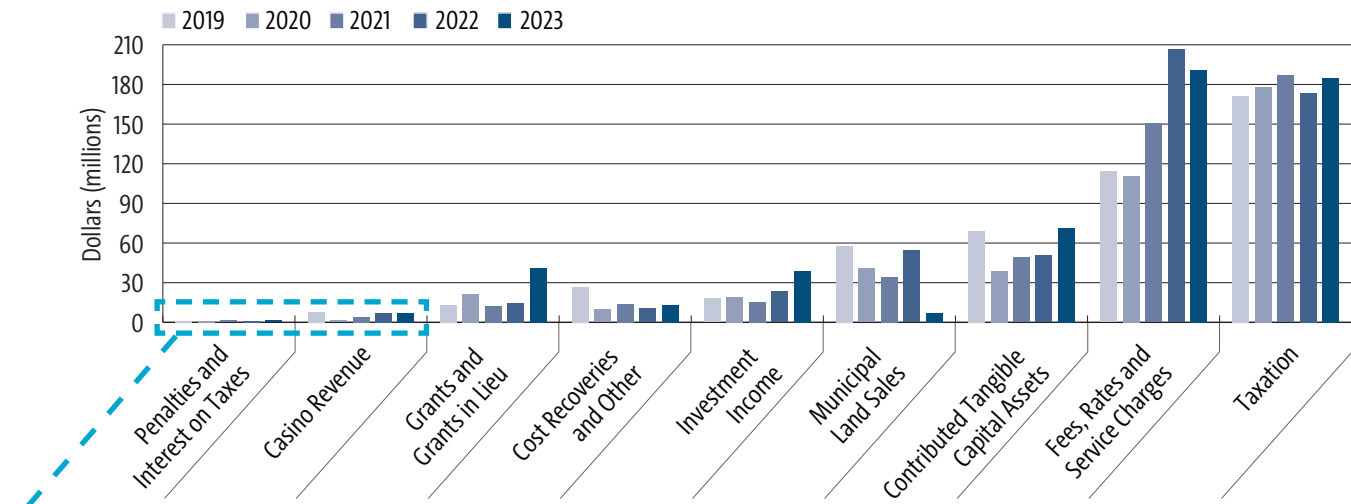
## Statistical Review

### Learn more

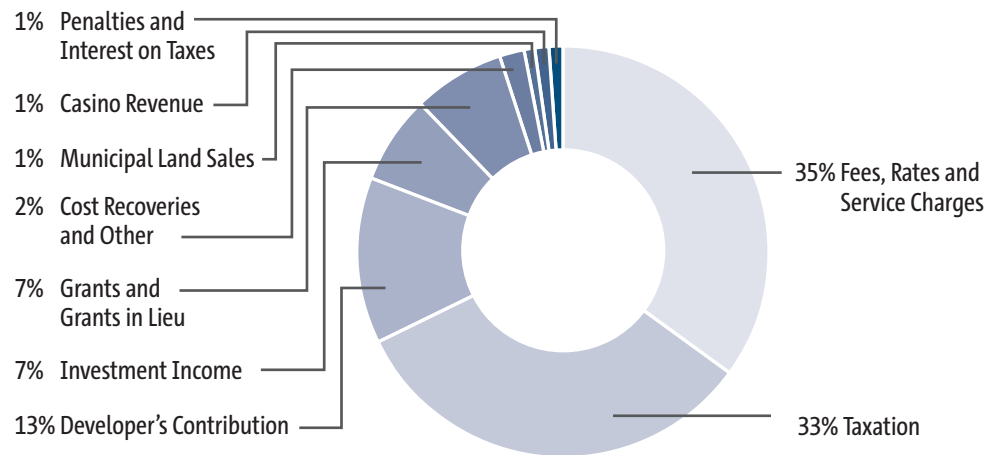
Please visit [coquitlam.openbook.questica.com](https://coquitlam.openbook.questica.com) to explore the City's Annual Report Revenues and Expenses and more using our financial information visualization tool.

## Revenues

### Revenue by Source (\$) 2019–2023



### Revenue by Source (%) 2023



## Revenue

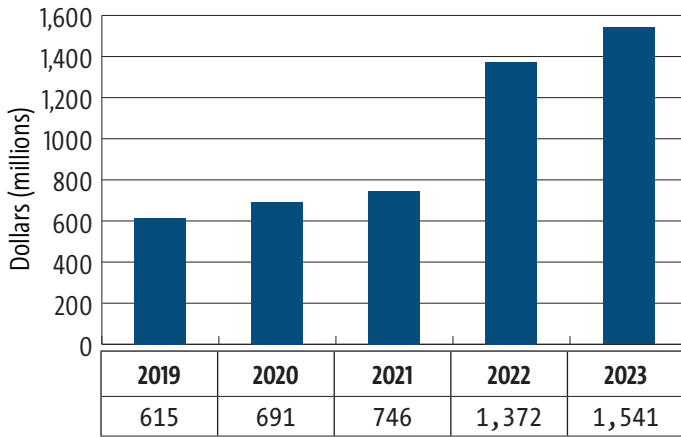
### Last Five Fiscal Years Comparison (in '000)

	2019	2020	2021	2022	2023
Taxation	\$ 171,378	\$ 177,967	\$ 186,821	\$ 173,315	\$ 185,119
Fees, Rates and Service Charges	114,054	110,509	150,383	206,551	191,187
Municipal Land Sales	57,882	40,736	34,497	54,349	7,257
Developer's Contribution	69,190	39,104	49,138	50,654	71,204
Cost Recoveries and Other	26,671	9,686	14,086	10,582	13,010
Grants and Grants in Lieu	13,318	21,218	12,534	14,685	41,389
Investment Income	17,960	19,111	15,497	23,412	38,840
Casino Revenue	7,861	1,341	3,803	7,299	7,010
Penalties and Interest on Taxes	1,054	829	1,298	1,082	1,379
<b>Total Revenue</b>	<b>\$ 479,368</b>	<b>\$ 420,501</b>	<b>\$ 468,057</b>	<b>\$ 541,929</b>	<b>\$ 556,395</b>

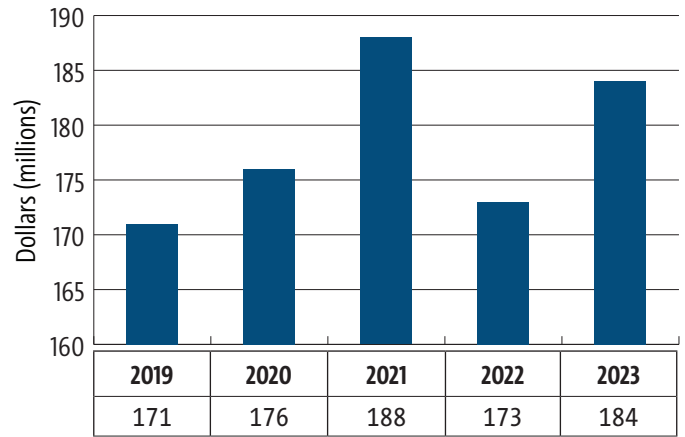
\*In 2022, there was a change in classification from a Sewer Parcel Tax to a Sewer User Rate

Revenues

Total Value of Building Permits (\$) 2019–2023



Total Tax Collection (\$) 2019–2023

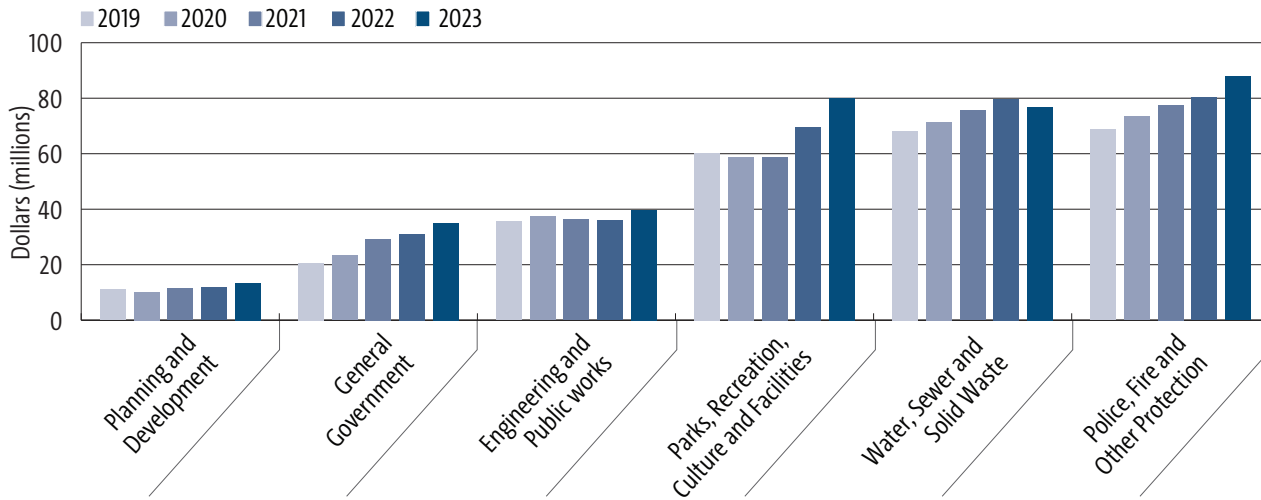


\*In 2022, there was a change in classification from a Sewer Parcel Tax to a Sewer User Rate

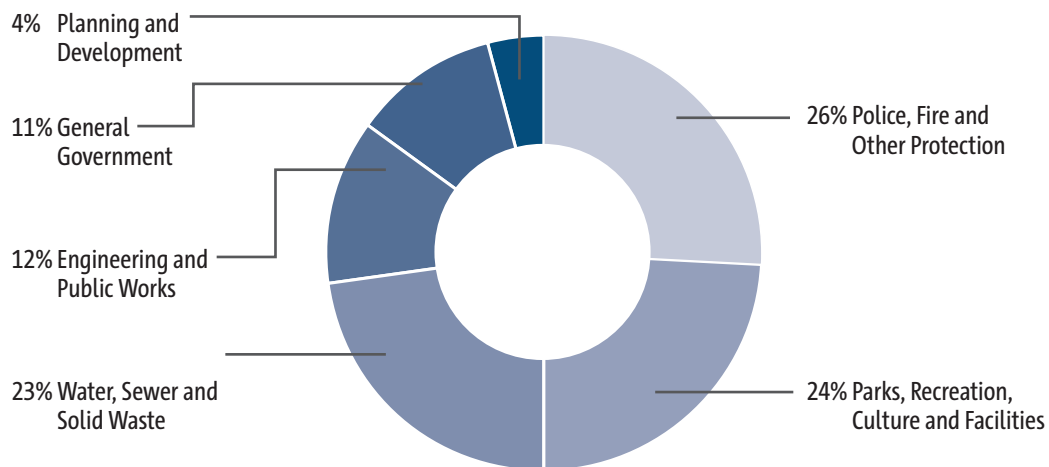


## Expenses

### Expenses by Function (\$) 2019–2023



### Expenses by Function (%) 2023



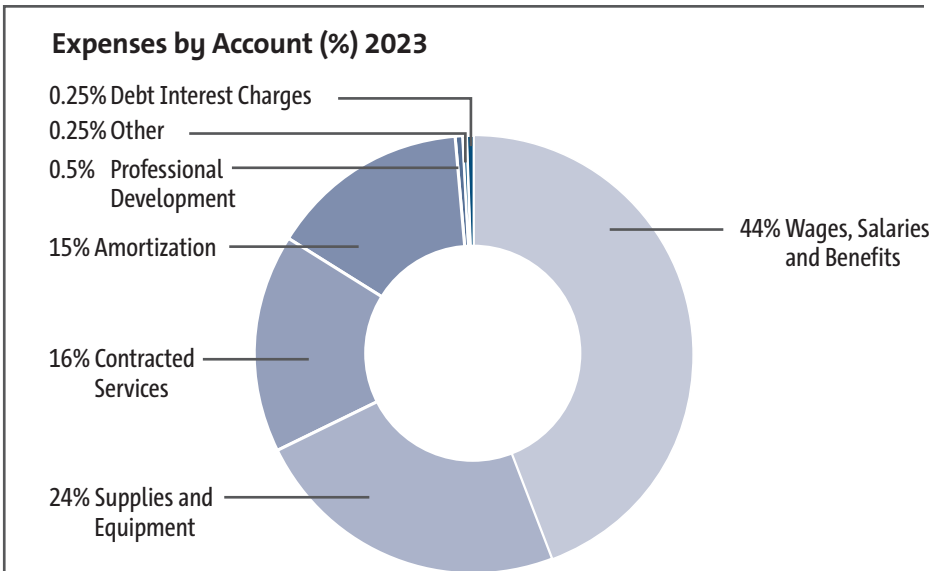
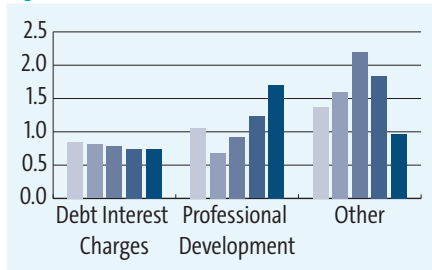
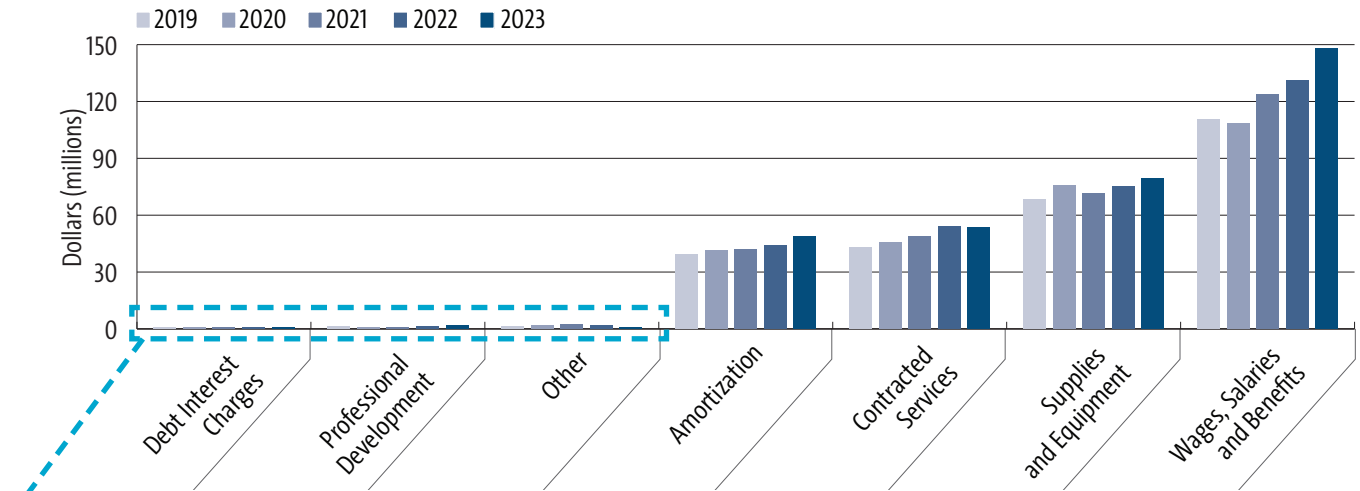
## Expenses

### Last Five Fiscal Years Comparison (in '000)

	2019	2020	2021	2022	2023
General Government	\$ 20,585	\$ 23,232	\$ 29,231	\$ 31,065	\$ 35,085
Police, Fire and Other Protection	68,685	73,381	77,593	80,303	87,814
Engineering and Public Works	35,475	37,362	36,278	35,961	39,660
Planning and Development	11,096	10,183	11,520	11,703	13,375
Parks, Recreation, Culture and Facilities	60,320	58,853	58,825	69,630	80,012
Water, Sewer and Solid Waste	68,242	71,461	75,596	79,672	76,836
<b>Total Expenses by Functions</b>	<b>\$ 264,403</b>	<b>\$ 274,472</b>	<b>\$ 289,043</b>	<b>\$ 308,334</b>	<b>\$ 332,782</b>

## Expenses

### Expenses by Account (\$) 2019–2023



## Expenses

### Last Five Fiscal Years Comparison (in '000)

	2019	2020	2021	2022	2023
Wages, Salaries and Benefits	\$ 110,508	\$ 108,692	\$ 123,527	\$ 131,308	\$ 147,815
Professional Development	1,058	675	917	1,228	1,696
Contracted Services	42,906	45,536	48,640	54,082	53,627
Supplies and Equipment	68,157	75,625	71,257	75,029	79,245
Other	1,367	1,598	2,191	1,839	971
Debt Interest Charges	847	810	782	744	742
Amortization	39,560	41,536	41,729	44,104	48,686
<b>Total Expenses by Account</b>	<b>\$ 264,403</b>	<b>\$ 274,472</b>	<b>\$ 289,043</b>	<b>\$ 308,334</b>	<b>\$ 332,782</b>

Expenses

Total Number of City Full-Time Equivalents, 2019–2023

Year	Number of FTE Not Including RCMP Members	Number of FTE Including RCMP Members
2019	1,094	1,247
2020	1,019	1,174
2021	1,069	1,235
2022	1,132	1,298
2023	1,187	1,359

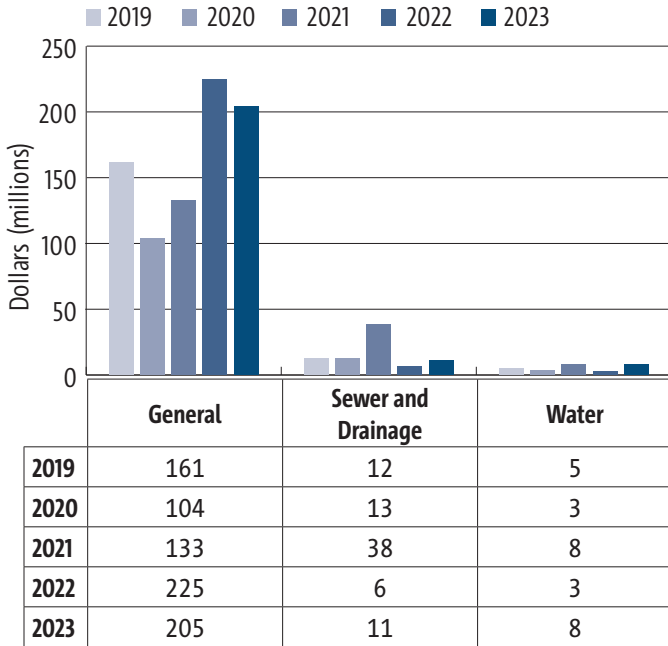
Note: Full-Time Equivalent (FTE) includes full-time, part-time and auxiliary staff



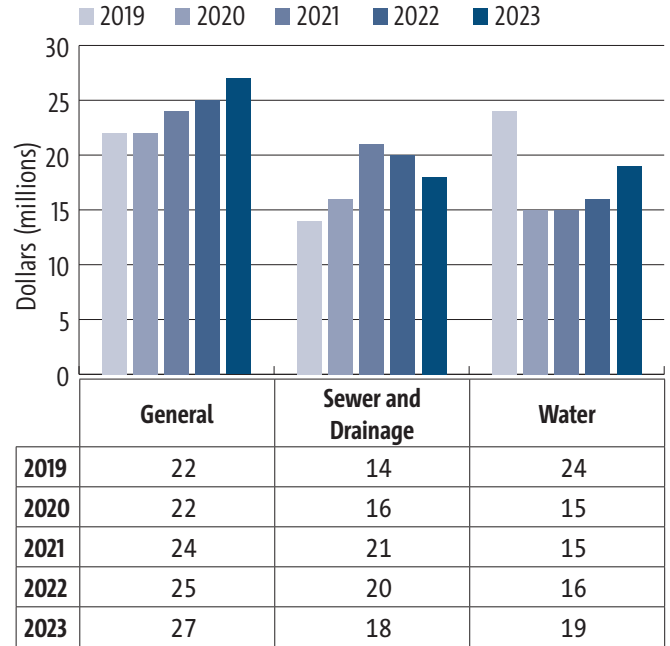


## Surplus

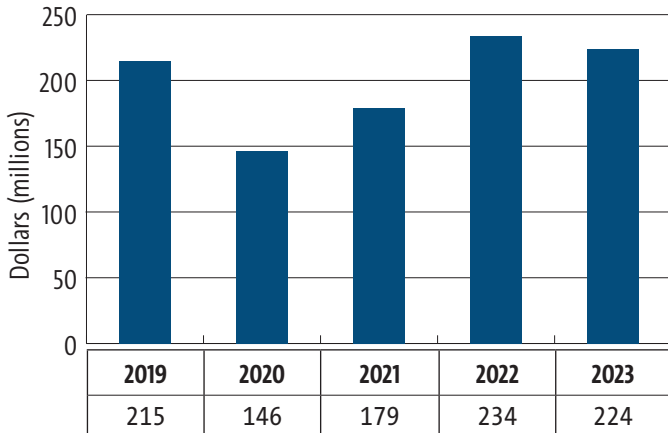
Surplus for the Year (\$)  
2019–2023



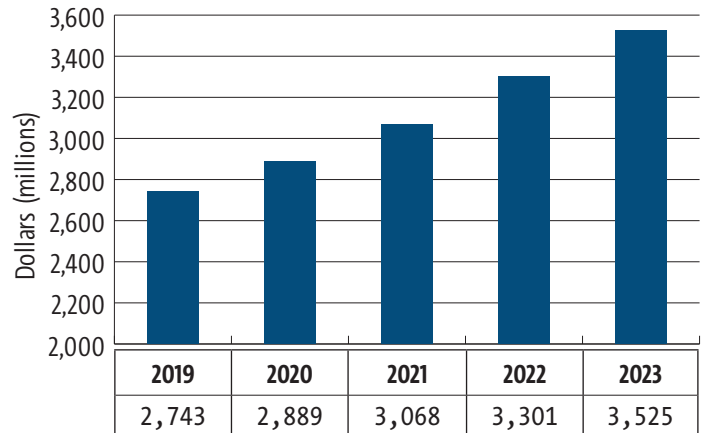
Accumulated Operating Surplus (General, Water and Sewer and Drainage) (\$)  
2019–2023



Annual Consolidated Surplus (\$)  
2019–2023

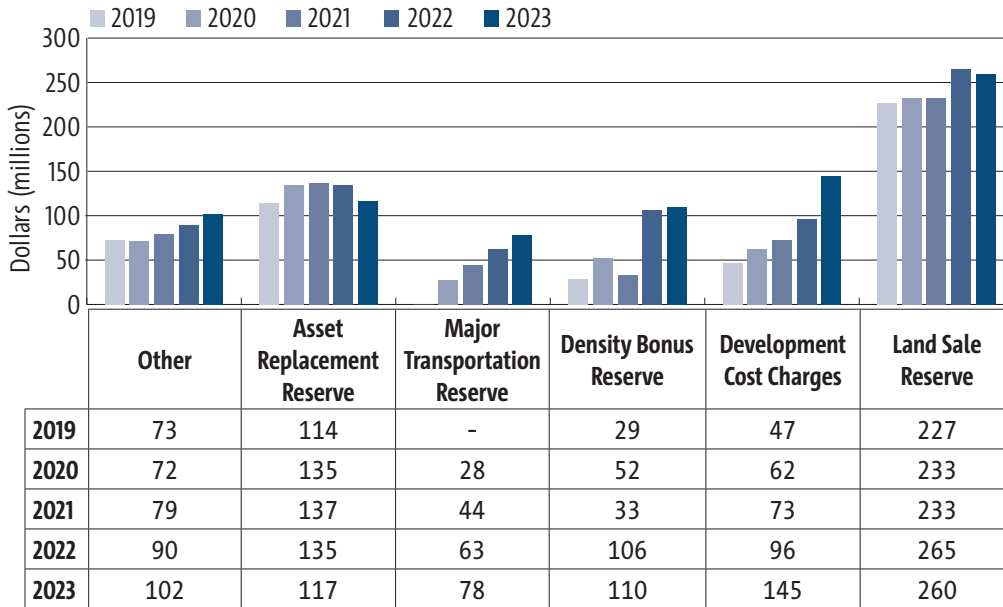


Accumulated Consolidated Surplus (\$)  
2019–2023



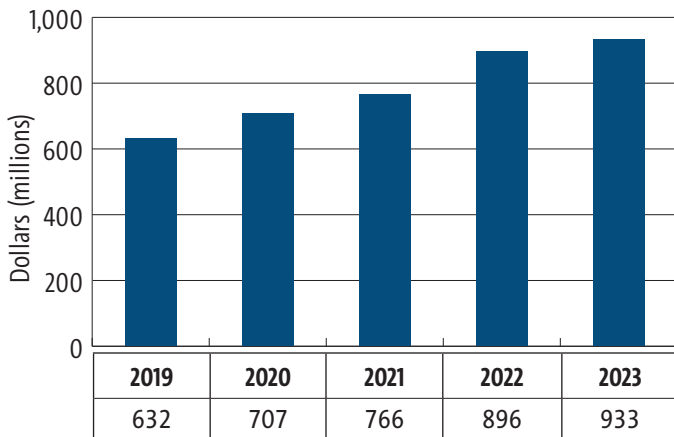
Surplus (continued)

Summary of Key Statutory Reserves (\$ 2019–2023

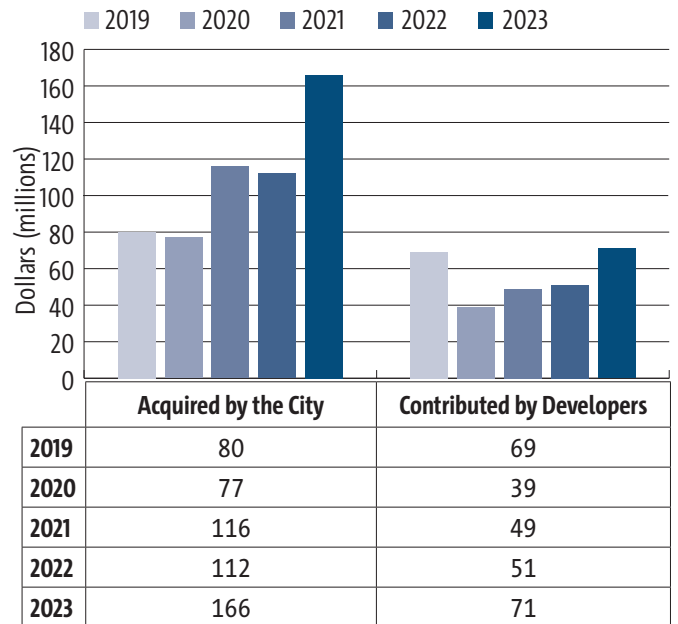


Assets

Net Financial Assets (\$ 2019–2023

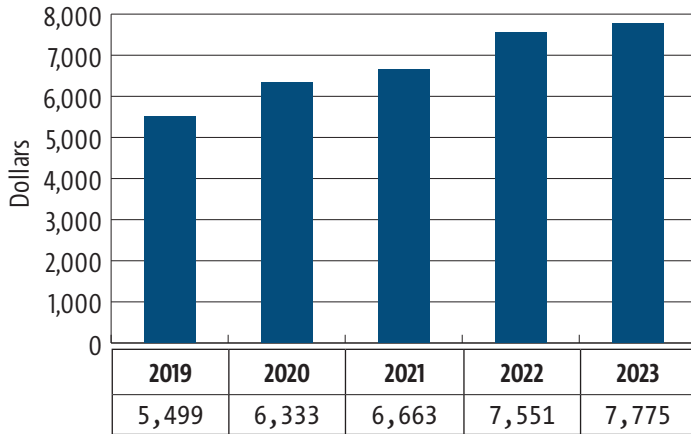


Total Assets Acquisition (\$ 2019–2023

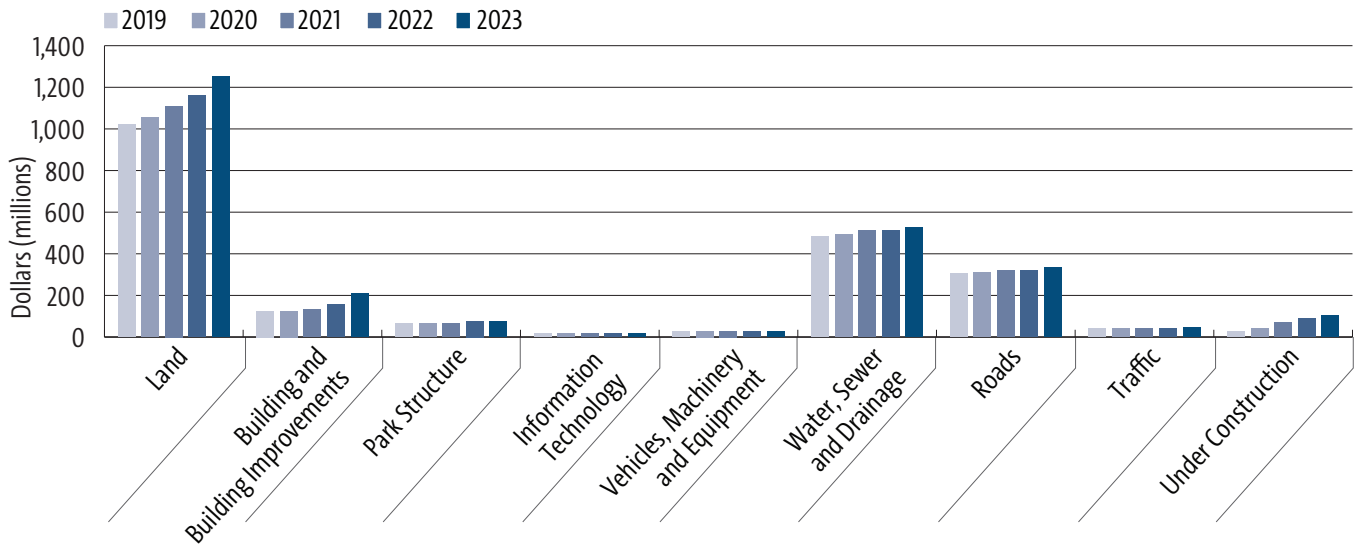


Assets (continued)

Coquitlam Financial Assets per Capita (\$) 2019–2023



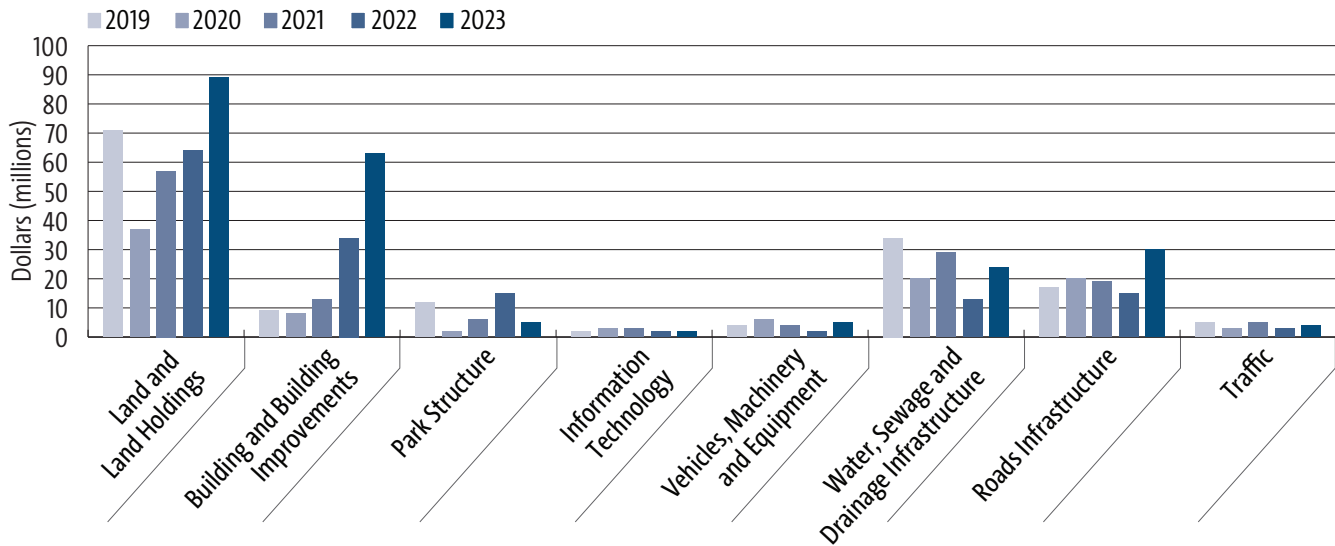
Net Book Value of Tangible Capital Assets (\$) 2019–2023



	2019	2020	2021	2022	2023
Land	\$ 1,021	\$ 1,057	\$ 1,110	\$ 1,161	\$ 1,250
Building and Building Improvements	125	125	131	156	207
Park Structure	65	63	66	77	76
Information Technology	15	16	18	19	19
Vehicles, Machinery and Equipment	28	29	29	27	27
Water, Sewer and Drainage	485	493	511	512	525
Roads	305	312	318	319	336
Traffic	39	40	43	43	45
Under Construction	26	43	71	87	102
<b>Total</b>	<b>\$ 2,109</b>	<b>\$ 2,178</b>	<b>\$ 2,297</b>	<b>\$ 2,401</b>	<b>\$ 2,587</b>

Assets (continued)

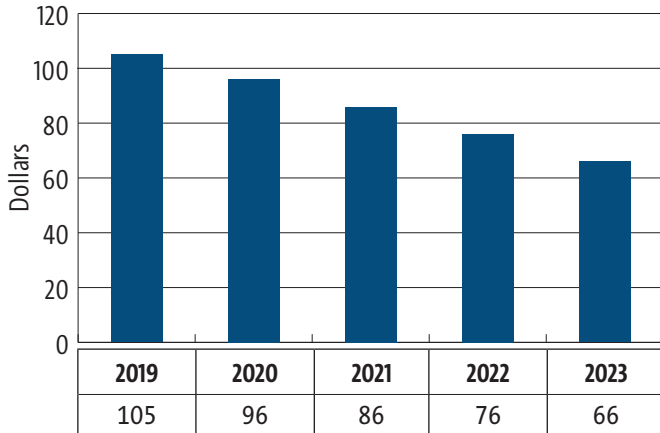
Assets Acquisition by Category (\$) 2019–2023



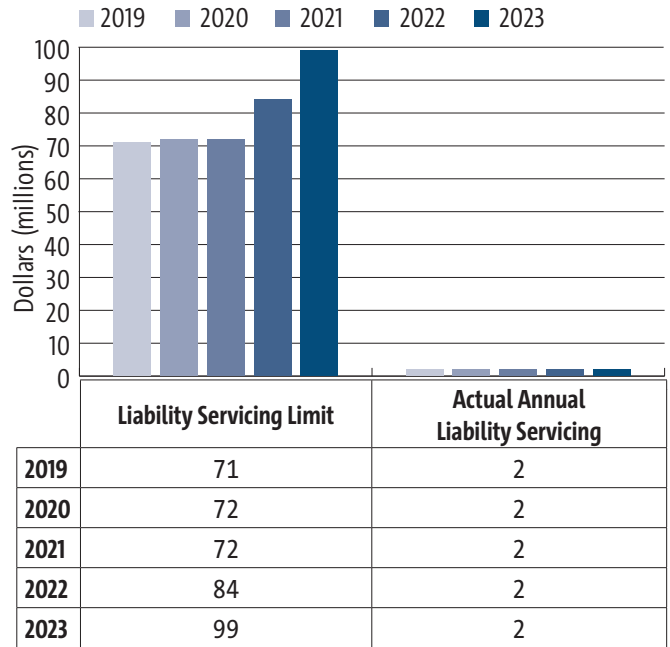
	2019	2020	2021	2022	2023
Land and Land Holdings	\$ 71	\$ 37	\$ 57	\$ 64	\$ 89
Building and Building Improvements	9	8	13	34	63
Park Structure	12	2	6	15	5
Information Technology	2	3	3	2	2
Vehicles, Machinery and Equipment	4	6	4	2	5
Water, Sewage and Drainage Infrastructure	34	20	29	13	24
Roads Infrastructure	17	20	19	15	30
Traffic	5	3	5	3	4
<b>Total</b>	<b>\$ 154</b>	<b>\$ 99</b>	<b>\$ 136</b>	<b>\$ 148</b>	<b>\$ 222</b>

### External Debt

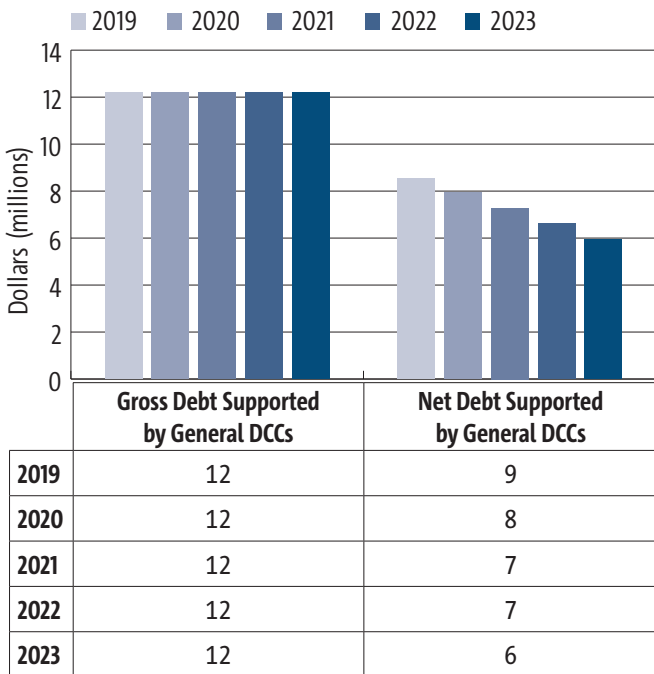
Coquitlam Debt per Capita (\$) 2019–2023



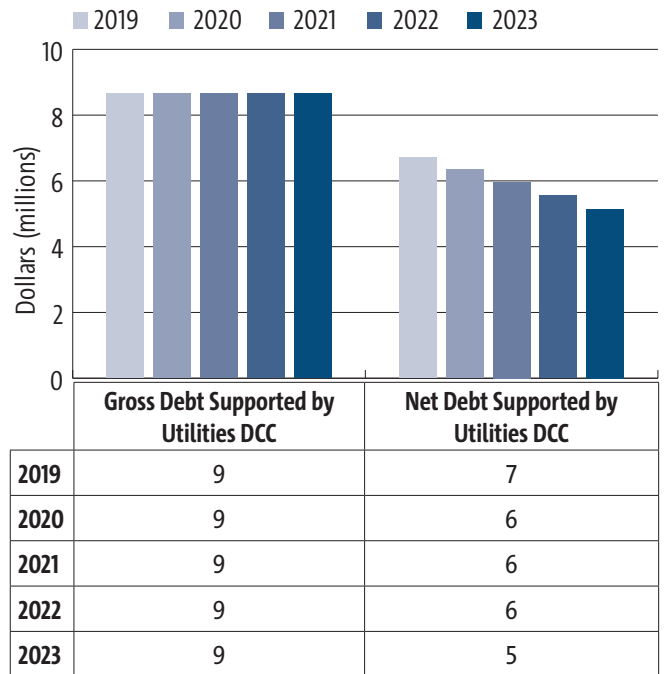
Liability Servicing Limit and Actual Annual Liability Servicing (\$) 2019–2023



Gross and Net Long Term Debt Supported by General Development Cost Charges (\$) 2019–2023

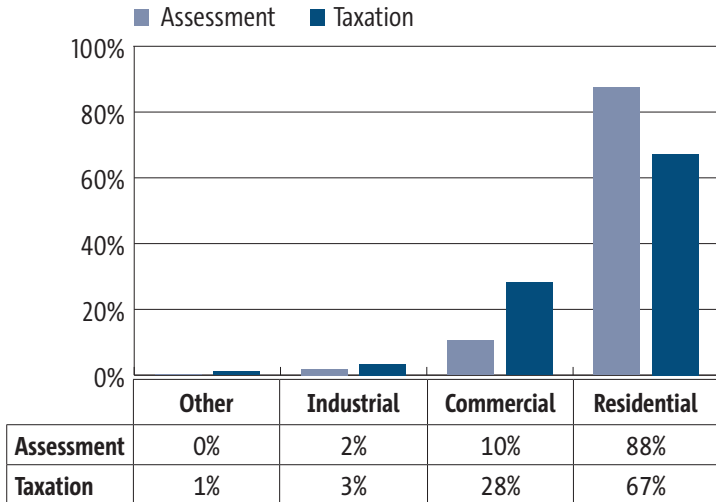


Gross and Net Long-Term Debt Supported by Utilities Development Cost Charges (\$) 2019–2023

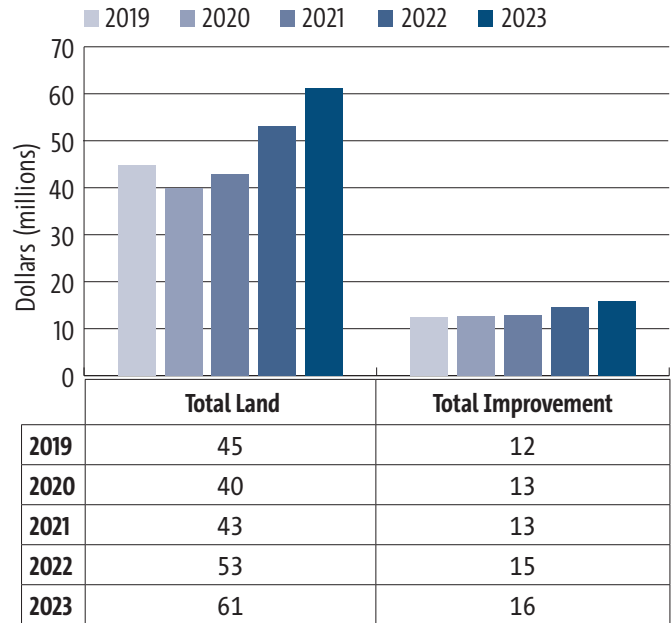


### Property Assessment and Taxation

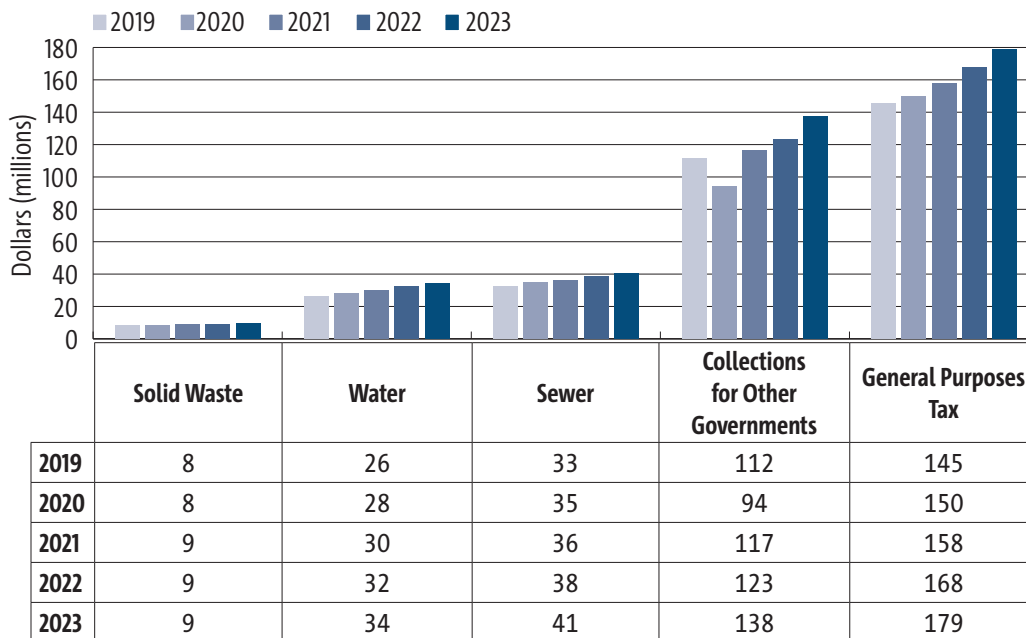
Assessment and Taxation By Property Class (%) 2023



Assessed Values for General Municipal Purposes (\$) 2019–2023



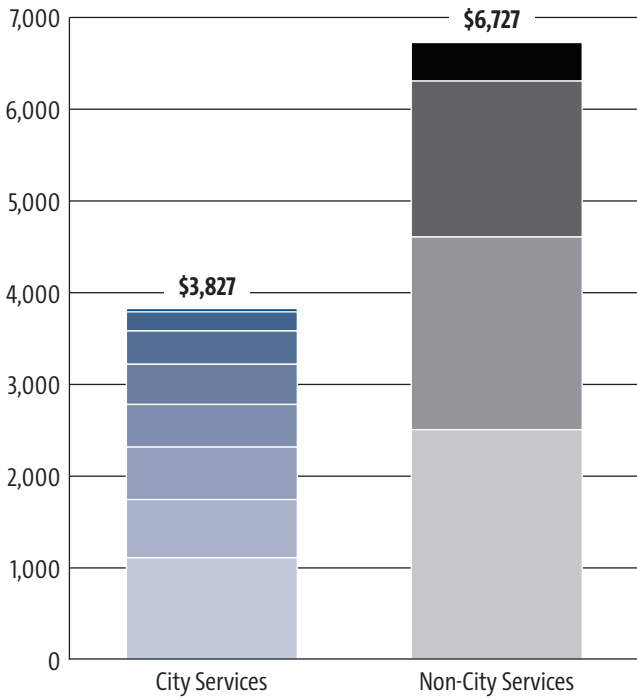
Property Tax Collection and Other Major Levies and Collection (\$) 2019–2023



Property Assessment and Taxation (continued)

Comparison of the Average 2023 Annual Tax Bill for all City Services to Other Standard Household Costs

- | City Services                               | Non-City Services                     |
|---|---------------------------------------|
| ■ Planning and Development                  | ■ Home Security System                |
| ■ Roads and Transportation                  | ■ Home Insurance                      |
| ■ Solid Waste Services                      | ■ Basic Telephone, Internet and Cable |
| ■ Capital Construction                      | ■ Gas and Electricity                 |
| ■ Fire Services                             |                                       |
| ■ Police Services                           |                                       |
| ■ Parks, Recreation, Culture and Facilities |                                       |
| ■ Water, Sewer and Drainage Services        |                                       |



**Top Twenty-Five Corporate Taxpayers**

<b>Owner Name</b>	<b>Property Type</b>	<b>Total Levy</b>
Pensionfund Realty Ltd	Shopping Centre	\$ 6,718,289
Fraser Mills Properties Ltd	Industrial	3,527,976
Loblaw Properties West Inc	Shopping Centre	3,042,858
South Coast BC Transportation Authority	Parking Lot and Industrial	2,654,902
Sun Life Assurance Co of Canada	Shopping Centre	2,291,284
BC Hydro and Power Authority	Electric Power Systems	2,113,154
Pinetree Village Holdings Inc	Shopping Centre	1,986,336
655870 BC Ltd	Warehouse Storage	1,461,104
Burquitlam Building Ltd	Shopping Centre	1,459,649
Ikea Properties Ltd	Retail Sales	1,195,973
Anthem Soco Developments Ltd	Vacant	1,091,285
Lafarge Canada Inc	Concrete Mixing Plants	1,048,997
Fortis Energy Inc	Gas Distribution Systems	1,047,029
Onni Whiting Way Holdings Corp	Miscellaneous	1,034,663
Marcon Central (No 1) Properties Ltd	Vacant	873,068
0904375 BC Ltd	Shopping Centre	842,036
MVP (Golden) Properties Inc	Warehouse Storage	835,192
Marcon Central (Mt) Properties Ltd	Vacant	789,665
No 186 Seabright Holdings Ltd	Warehouse Storage	788,932
Delcor Holdings (Coquitlam) Ltd	Retail Sales	779,329
Polygon Partington Creek Homes Ltd	Vacant	777,616
Kebet Holdings Ltd	Warehouse Storage	755,946
Great Canadian Gaming Corp	Stores and Service Commercial	728,511
KKBL No 629 Ventures Ltd	Mobile Home Park	711,199
Sunnyland Enterprises Ltd	Shopping Centre	705,358
		<b>\$ 39,260,351</b>



### 2023 Permissive Tax Exemptions Bylaw

The intent of the *Taxation Exemption Bylaw* is to grant property taxation exemptions to the following categories of land and/or improvements:

	Tax Exemption Amount
<b>BC Conference of the Mennonite Brethren Churches</b> .....	<b>\$37,039</b>
Places of worship	
<b>Blue Mountain Baptist Church</b> .....	<b>\$160,351</b>
Places of worship	
<b>Burquest Jewish Community Association</b> .....	<b>\$7,963</b>
Places of worship	
<b>Burquitlam Senior Housing Society</b> .....	<b>\$23,946</b>
Accommodations for senior residents on limited incomes	
<b>Calvary Baptist Church</b> .....	<b>\$12,917</b>
Places of worship	
<b>Christian and Missionary Alliance (Canadian Pacific District)</b> .....	<b>\$142,340</b>
Places of worship	
<b>Church of Jesus Christ of Latter-Day Saints in Canada</b> .....	<b>\$33,756</b>
Places of worship	
<b>Colony Farm Community Gardens Society</b> .....	<b>\$4,009</b>
Gardening opportunities for community and related activities	
<b>Community Living Society</b> .....	<b>\$5,616</b>
Supports people with disabilities	
<b>Coquitlam Christ Church of China</b> .....	<b>\$9,004</b>
Places of worship	
<b>Coquitlam Family YMCA (Burquitlam)</b> .....	<b>\$72,032</b>
Non-Profit organization	
<b>Foursquare Gospel Church of Canada</b> .....	<b>\$14,065</b>
Places of worship	
<b>Friendship Baptist Church of Coquitlam</b> .....	<b>\$11,386</b>
Places of worship	
<b>Good Shepherd Lutheran Church</b> .....	<b>\$23,137</b>
Places of worship	
<b>Greater Vancouver Water District</b> .....	<b>\$16,006</b>
Land leased to the City of Coquitlam	
<b>Hillside Community Church</b> .....	<b>\$47,926</b>
Places of worship	
<b>King of Life Lutheran Church</b> .....	<b>\$9,782</b>
Places of worship	
<b>Kinsight Community Society</b> .....	<b>\$6,693</b>
Supports healthy development of all people	

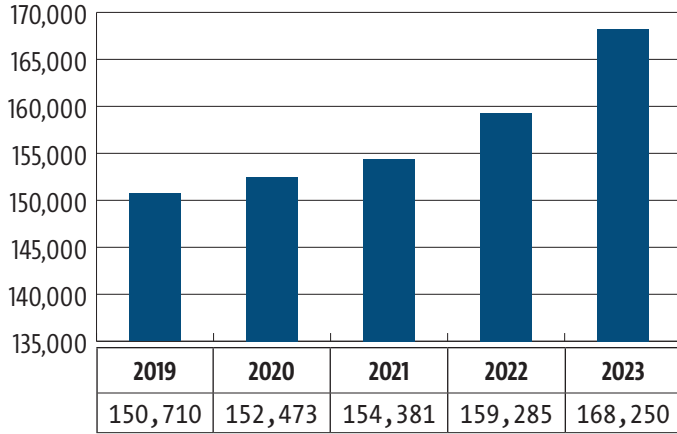
2023 Permissive Tax Exemptions Bylaw (continued)

	Tax Exemption Amount
<b>Nature Trust of British Columbia</b> .....	<b>\$130,297</b>
Land conservation organization	
<b>New Apostolic Church of Canada</b> .....	<b>\$24,747</b>
Places of Worship	
<b>Parish of St Laurence</b> .....	<b>\$15,369</b>
Places of Worship	
<b>Pentecostal Assemblies of Canada</b> .....	<b>\$32,288</b>
Places of Worship	
<b>Resonate Christian Church</b> .....	<b>\$12,091</b>
Places of Worship	
<b>Roman Catholic Archbishop of Vancouver</b> .....	<b>\$113,155</b>
Places of Worship	
<b>Royal Canadian Legion Branch No. 263</b> .....	<b>\$53,894</b>
Support for veterans, members and the community	
<b>Seizan Buddhist Studies and Cultural Centre</b> .....	<b>\$31,611</b>
Places of Worship	
<b>Seventh-day Adventist Church BC Conference</b> .....	<b>\$20,046</b>
Places of Worship	
<b>Sisters of the Immaculate Heart of Mary Society</b> .....	<b>\$2,865</b>
Education based daycare centre	
<b>Societe du Foyer Maillard</b> .....	<b>\$35,416</b>
Bilingual nursing homes for seniors	
<b>Talitha Koum Society</b> .....	<b>\$3,243</b>
Non-Profit Organization	
<b>Tapestry Church</b> .....	<b>\$24,339</b>
Places of Worship	
<b>Trustees Blue Mountain Congregation of Jehovah’s Witnesses</b> .....	<b>\$8,297</b>
Places of Worship	
<b>Trustees of the Congregation of Eagle Ridge</b> .....	<b>\$3,612</b>
Places of Worship	
<b>Trustees of the Congregation of God in Christ</b> .....	<b>\$2,206</b>
Places of Worship	
<b>Trustees of the Coquitlam Congregation of the Presbyterian Church in Canada</b> .....	<b>\$17,798</b>
Places of Worship	
<b>Trustees of the Westwood Congregation of Jehovah’s Witnesses</b> .....	<b>\$91,554</b>
Places of Worship	
<b>Westwood Community Church</b> .....	<b>\$18,321</b>
Places of Worship	
	<b>\$ 1,279,117</b>

## Coquitlam Demographics

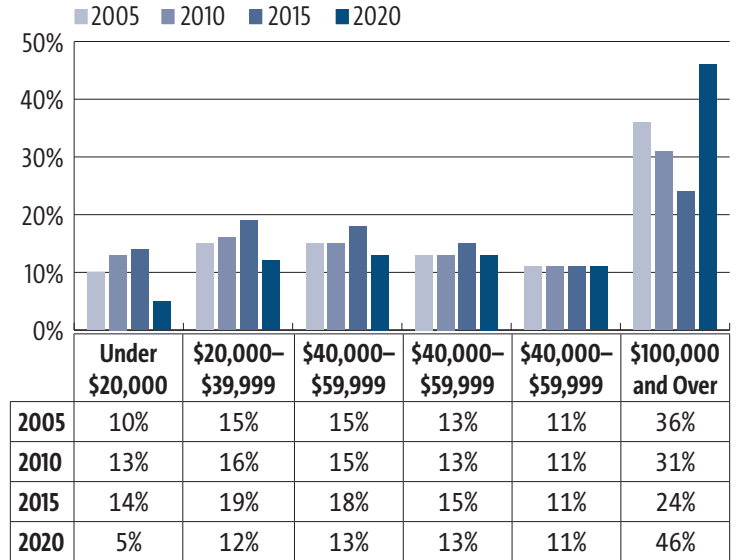
### Population Growth Estimate 2019–2023

(Source: BC STATS – Ministry of Management Services)



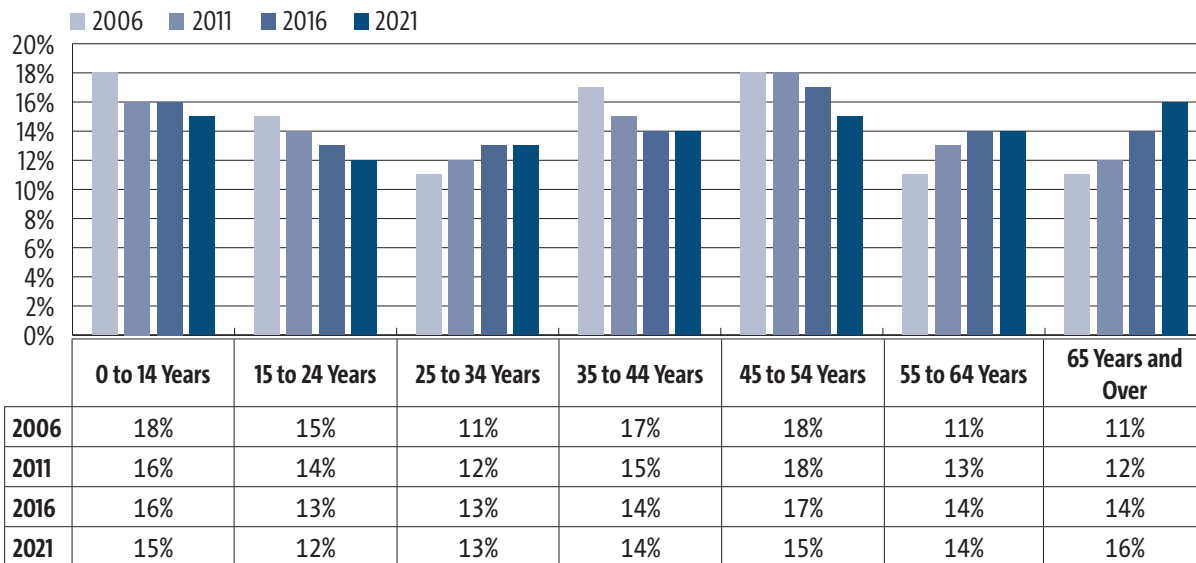
### Household Income in Coquitlam 2005, 2010, 2015 and 2020

(Source: Statistics Canada)



### Coquitlam’s Population by Age as a Percentage of Population 2006, 2011, 2016 and 2021

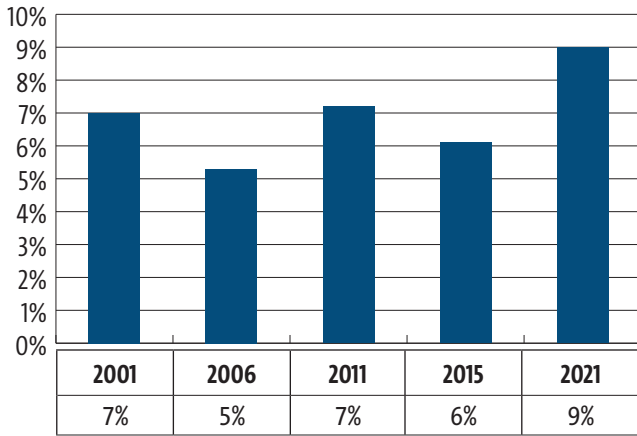
(Source: Statistics Canada)



### Coquitlam Demographics (continued)

#### Unemployment Rate for the City of Coquitlam 2001, 2006, 2011, 2015 and 2021

(Source: Statistics Canada)



#### Top Ten Languages Spoken at Home in Coquitlam

(Source: 2021 Census)

Language	Number	%
English	92,930	62.9%
Chinese (including Mandarin, Cantonese and other Chinese languages)	18,885	12.8%
Korean	8,275	5.6%
Iranian Persian	6,290	4.3%
Russian	1,655	1.1%
Spanish	1,580	1.1%
Tagalog (Pilipino, Filipino)	1,115	0.8%
Arabic	745	0.5%
Portuguese	660	0.4%
Punjabi (Panjabi)	560	0.4%

“Language spoken most often at home” refers to the language the person speaks most often at home at the time of data collection.



## Major Employers in Coquitlam with 150 or more Employees

Name	Institutional, Commercial and Industrial Employers
School District 43 .....	Education
City of Coquitlam .....	Local Government
The Real Canadian Superstore 1526.....	Retail Sales
Save-On-Foods.....	Retail Sales
McDonald's Restaurants of Canada.....	Restaurant Sales
Ikea .....	Retail Sales
Great Canadian Casino Vancouver .....	Casino
WN Pharmaceuticals Ltd.....	Warehouse
Factors Group of Nutritional Companies Inc.....	Manufacturer
Cineplex .....	Entertainment
Douglas College.....	Education (Coquitlam Campus)
T&T Supermarket Inc.....	Retail Sales
Superior Poultry Processors Ltd .....	Manufacturer
Walmart .....	Retail Sales
Shoppers Drug Mart.....	Retail Sales
Tim Hortons .....	Restaurant Sales
GFL Environmental Inc .....	General
Westwood Plateau Golf & Country Club.....	Golf Course
Cactus Club Café .....	Restaurant Sales
Safeway .....	Retail Beer and Wine Store
Fleetmind Seon Solutions Inc .....	Manufacturer
Associated Labels and Packaging .....	Manufacturer
Starbucks .....	Restaurant Sales
GFR Pharma Ltd.....	Manufacturer
Belvedere Care Centre.....	Hospital
Home Depot.....	Retail Sales

Note: This list is organized in order of Coquitlam's largest employers as provided in the business licence application.



## Canada Community Building Fund—Community Works Reserve

The federal Canada Community Building Fund is in its 18th year of delivering funding to local government infrastructure and capacity-building projects in British Columbia. During that time, the fund has transferred over \$2.2 billion to B.C.'s communities. The fund, administered in British Columbia by the Union of B.C. Municipalities, provides municipalities across the country with a permanent, stable and indexed source of infrastructure funding.

Project Title	Funds spent in 2023
Sport Court Program	\$ 250,000
Percy Perry Track and Field Replacement	127,697
In-laid Pavement Marker Program	98,328
Sidewalk Rehabilitation	65,000
Town Centre Park Wayfinding and Digital Parking Signs	55,667
Technology Infrastructure Program	50,000
Guildford Greenway Micromobility Project	37,256
Sidewalk Program	15,000
<b>Total</b>	<b>\$ 698,948</b>

For more information from Infrastructure Canada about the federal Canada Community Building Fund, visit [infrastructure.gc.ca](https://infrastructure.gc.ca).



City of Coquitlam

3000 Guildford Way  
Coquitlam, B.C. V3B 7N2

604-927-3931  
finance@coquitlam.ca

[coquitlam.ca/AnnualReport](https://coquitlam.ca/AnnualReport)



Coquitlam