



2026 Budget

City of Coquitlam

f X @ y t | coquitlam.ca/budget

Coquitlam

Thoughtful Approach to Budgeting

Collaboration and shared commitment to:

- Fiscal responsibility
- Community safety
- Sustainable growth



2025 Challenges

- Inflation
- Cost of construction materials
- Provincial legislation
- Provincial downloading



Sports Field Strategy



Mundy Park Pool



Burke Mountain Community Centre



Urban Forest and Climate Action

2025 Highlights

This budget is about stability and stewardship.



Delivering Core Services with Stability and Accountability



Align with 2024-2027 Strategic Plan

- Community Safety
- Housing Affordability
- Environmental
- Financial Stability



Community Safety



EDI, Reconciliation and Social Issues



Housing



Economic Vitality



Environmental Sustainability



Critical Infrastructure



Community Amenities



Workplace and People



Financial Excellence and Operational Efficiency

Strong Commitment to Services

- Safe roads and reliable utilities
- Affordable, accessible recreation
- Clean, well-maintained facilities
- Strong public safety
- Responsive front-line services



Investing in Infrastructure & Growth to Support Community & Affordability



Managing a Balance

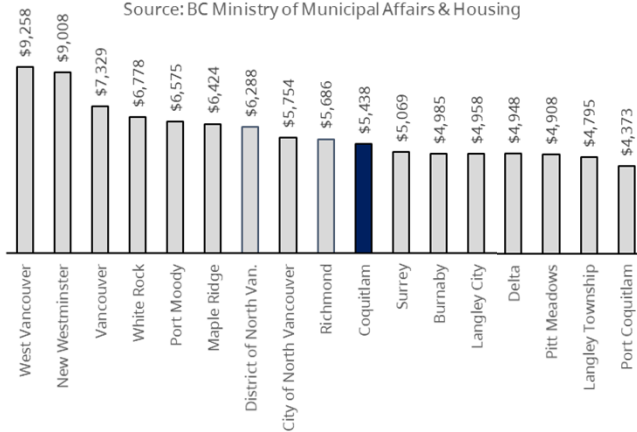
- Delivering services
- Reducing spending
- Protecting quality of life
- Maintaining and replacing our assets



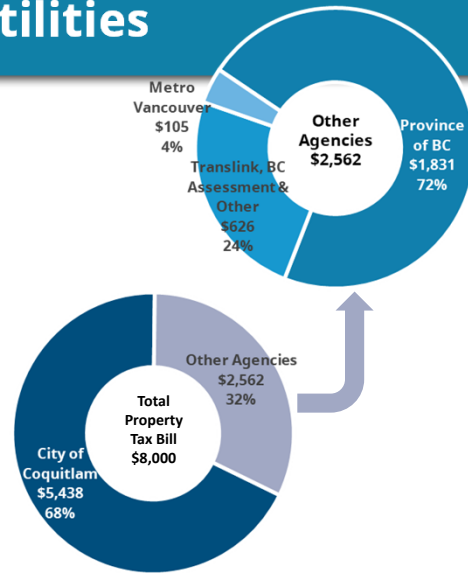
2025 Coquitlam Taxes and Utilities

2025 Burden - Residential Properties

Source: BC Ministry of Municipal Affairs & Housing



The above comparison is based on a **Single Family Home**, as reported on the LGDE. Coquitlam's average household cost (including multi-family), is \$4,421.



Proposed 2026 Tax and Utility Rates



Total Budget

\$880M to maintain core services and ensure long-term financial sustainability



Property Tax Increase

\$93 per average household (3.37% tax increase)



Average Household

\$137 or **\$11/month** (total property charges)

Utility Adjustments



Water Bill

↑ **\$8 for multi-family** (2% increase)
 ↑ **\$14 for single family** (increase)



Sewer/Drainage

↑ **\$29 per house** (4% increase)



Solid Waste Levy


↑ **\$4 per house** (1% increase)

Affordability, Engagement and Shared Responsibility



Reducing Pressures

- Reducing capital allocations
- Accelerate debt retirement
- Adjusting insurance policies
- Making upfront investments
- Managing vacancies
- Increasing non-tax revenue
- Realigning reserves





Conclusion



- Core services at expected standards
- Investing wisely
- Affordability and accountability
- Engaging residents



Thank You